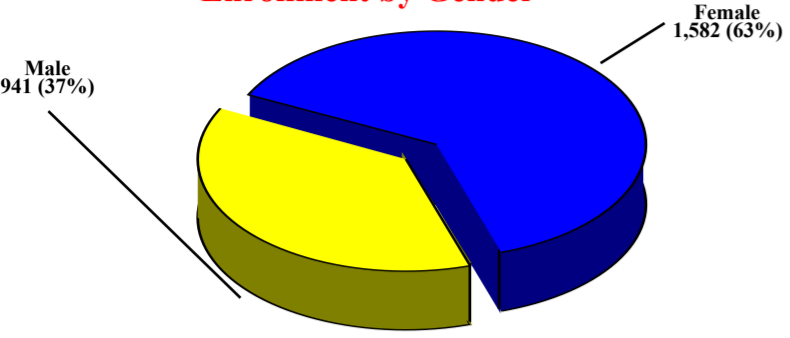





Enrollment by Gender and Dual Enrollment

GENDER	COUNT
Female	1,582
Male	941
<b>TOTAL</b>	<b>2,523</b>

Enrollment by Gender

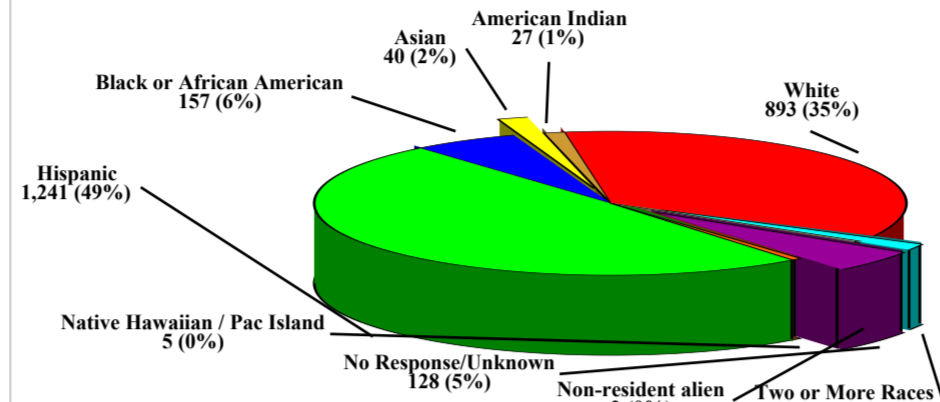


DUAL ENROLLMENT	COUNT	TOTAL CR HRS
Dual High School	564	4,132
<b>TOTAL</b>	<b>564</b>	<b>4,132</b>



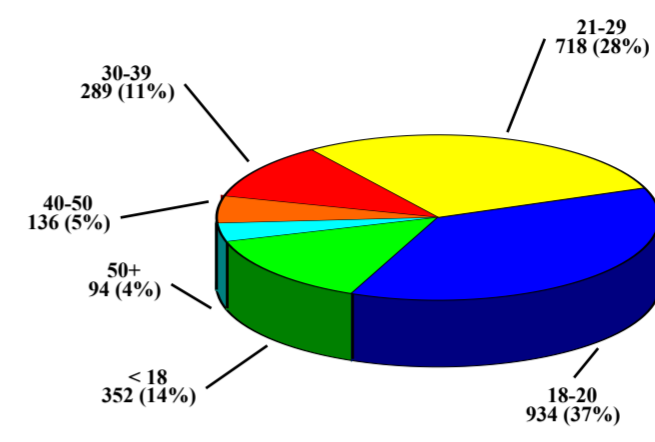
Enrollment by Ethnicity

ETHNICITY	COUNT
American Indian	27
Asian	40
Black or African American	157
Hispanic	1,241
Native Hawaiian / Pac Island	5
No Response/Unknown	128
Non-resident alien	2
Two or More Races	30
White	893
<b>TOTAL</b>	<b>2,523</b>



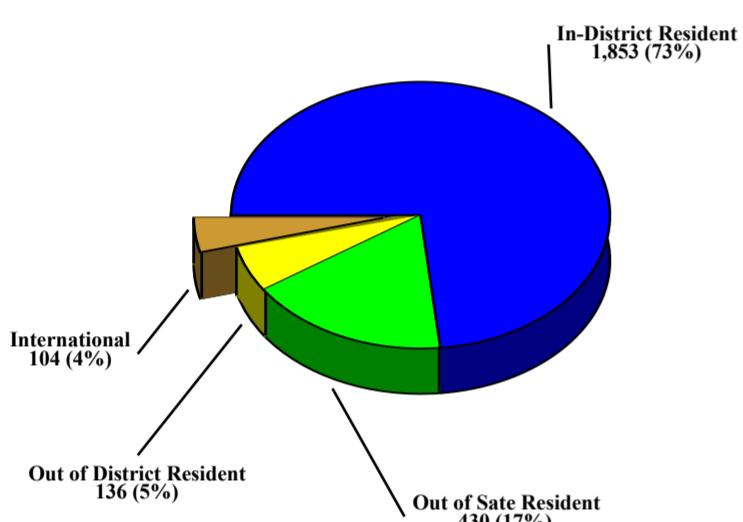
Enrollment by Age

AGE RANGE	COUNT
< 18	352
18-20	934
21-29	718
30-39	289
40-50	136
50+	94
<b>TOTAL</b>	<b>2,523</b>



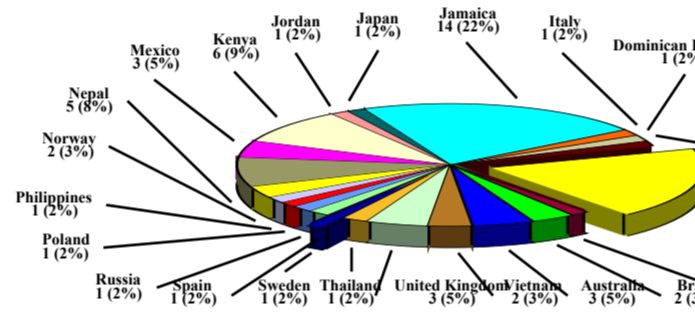
Enrollment by Residency

RESIDENCY	COUNT
In-District Resident	1,853
Out of District Resident	136
Out of State Resident	430
International	104
<b>TOTAL</b>	<b>2,523</b>



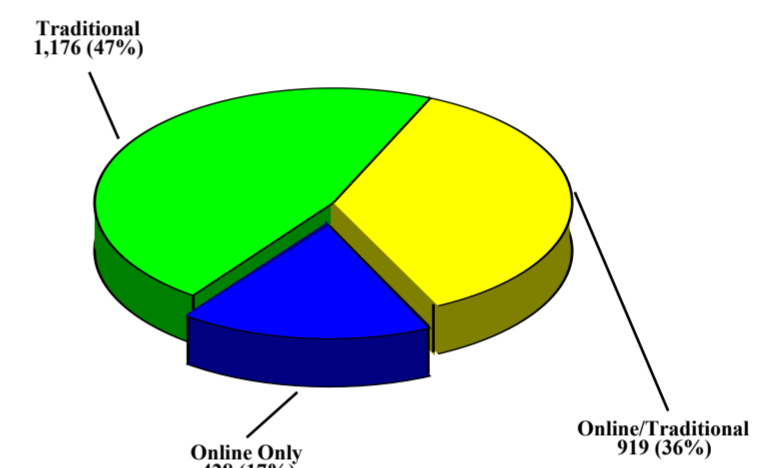
Enrollment by Nation

NATION	COUNT
Australia	3
Brazil	2
Cameroon	1
Canada	12
Columbia	1
Dominican Republic	1
Italy	1
Jamaica	14
Japan	1
Jordan	1
Kenya	6
Mexico	3
Nepal	5
Norway	2
Philippines	1
Poland	1
Russia	1
Spain	1
Sweden	1
Thailand	1
United Kingdom	3
United States of America	2,459



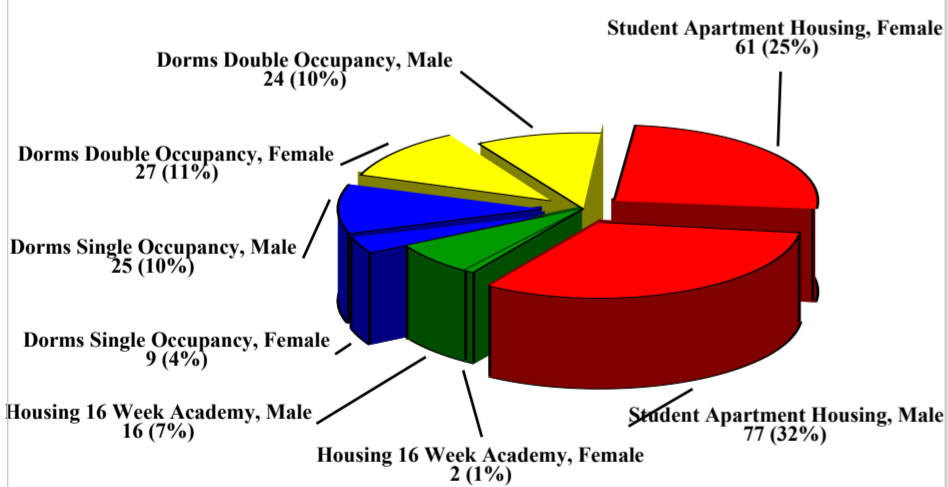
Enrollment by Meeting Type

MEETING TYPE	COUNT
Online Only	428
Online/Traditional	919
Traditional	1,176
<b>TOTAL</b>	<b>2,523</b>



Student Housing Population

DETAIL DESC	GENDER	COUNT
Dorms Double Occupancy	Male	24
	Female	27
	<b>Count Distinct</b>	<b>51</b>
Dorms Single Occupancy	Male	25
	Female	9
	<b>Count Distinct</b>	<b>34</b>
Housing 16 Week Academy	Male	16
	Female	2
	<b>Count Distinct</b>	<b>18</b>
Student Apartment Housing	Male	77
	Female	61
	<b>Count Distinct</b>	<b>138</b>

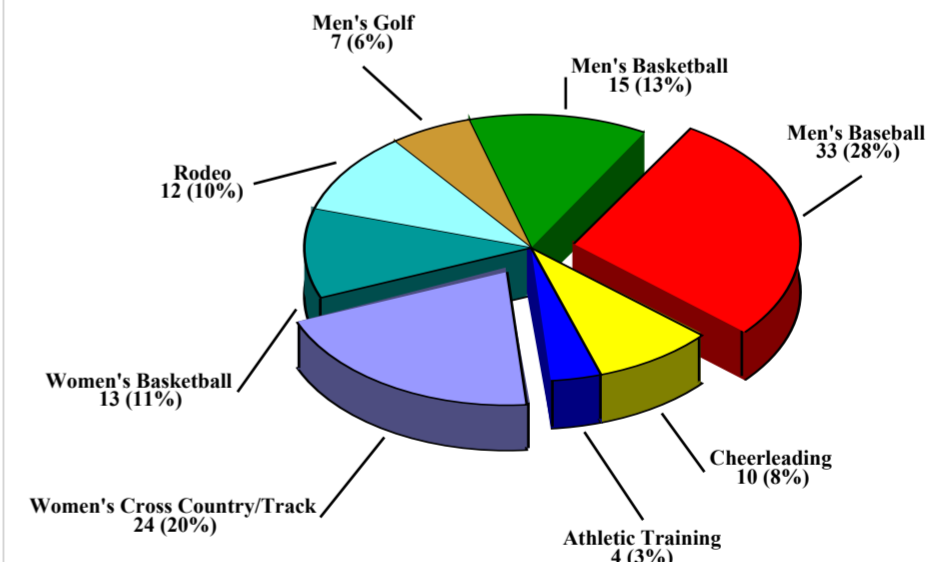


Tuition, Fees, & Housing Costs

DCAT CODE	DESCRIPTION	CREDIT HOURS	AMOUNT
FEE	Dishonored check fee		25.00
	General Usage Fee	per credit hour	17.00
	Transcript Fee		5.00
HOUSING	Apartment (Single Room)		1,700.00
	Apartment 7 Meals (optional)		650.00
	Application Fee (non-refundable)		25.00
	Double Occupancy/15 Meals		2,025.00
	Double Occupancy/19 Meals		2,075.00
TUITION	Single Occupancy/15 Meals		2,400.00
	Single Occupancy/19 Meals		2,450.00
	In-District Tuition	1 to 11 (per hour)	35.00
		12 or more hours	420.00
Out-Of-District Tuition	1 to 11 (per hour)		54.00
	12 or more hours		648.00
	Out-of-State Tuition	1 to 11 (per hour)	62.00
	12 or more hours	744.00	

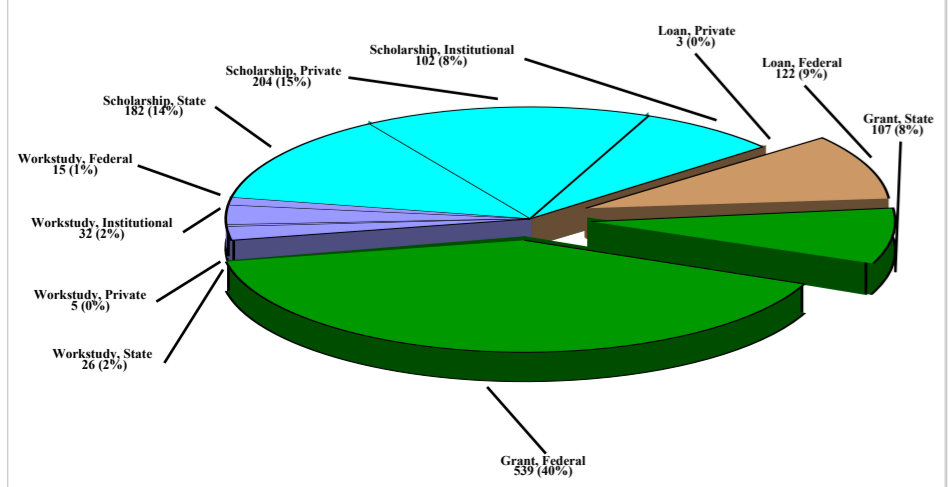
Athletics

SPORT	COUNT
Athletic Training	4
Cheerleading	10
Men's Baseball	33
Men's Basketball	15
Men's Golf	7
Rodeo	12
Women's Basketball	13
Women's Cross Country/Track	24
<b>TOTAL</b>	<b>118</b>



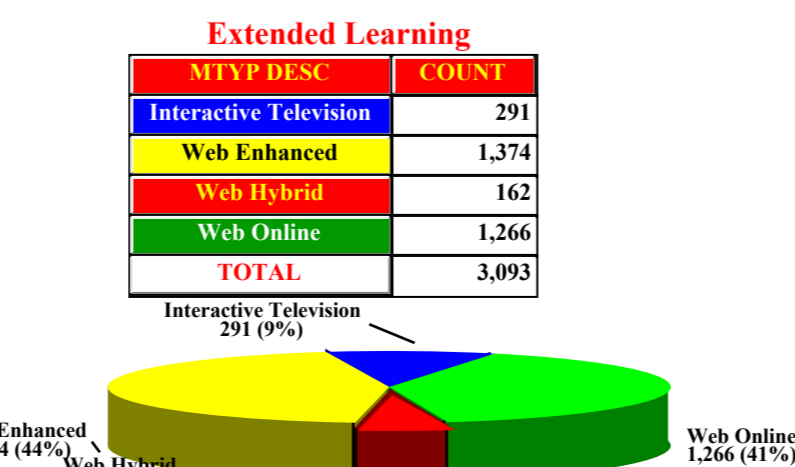
Financial Aid Recipients

FTYP DESC	FSRC DESC	COUNT
Grant	Federal	539
	State	107
Loan	Federal	122
	Private	3
Scholarship	Institutional	102
	Private	204
	State	182
Workstudy	Federal	15
	Institutional	32
	Private	5
	State	26
<b>TOTAL</b>		<b>1,337</b>



Division Headcount

DIVISION	HEADCOUNT
Arts and Humanities	2
Careers and Technology	1
Distance Learning & Prof Stud	1
Math and Science	4
Public Safety	1
Training and Outreach	1



Remedial/Transitional Studies

TITLE	COUNT
Basic English Skills	19
Basic Mathematics	69
Developmental Reading	10
Elementary Algebra	142
English as 2nd Lang I	12
English as 2nd Lang I Lab	12
English As 2nd Language II Lab	17
English As 2nd Language II	17
Reading Improvement	6
Review of English I	36
Review of English II	78
<b>TOTAL</b>	<b>418</b>

