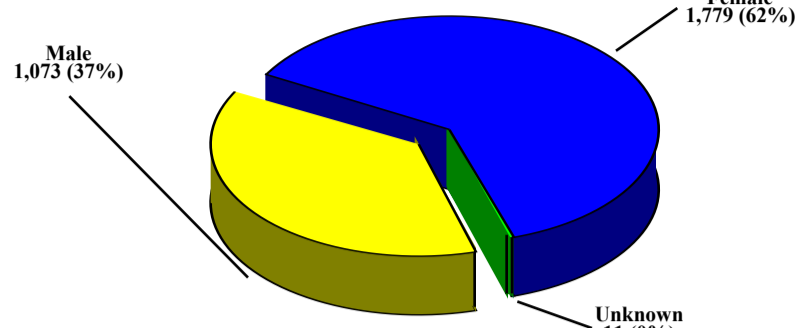




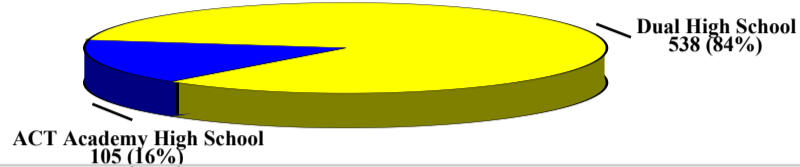
Enrollment by Gender and Dual Enrollment

| GENDER | COUNT |
|--------------|--------------|
| Female | 1,779 |
| Male | 1,073 |
| Unknown | 11 |
| TOTAL | 2,863 |

Enrollment by Gender

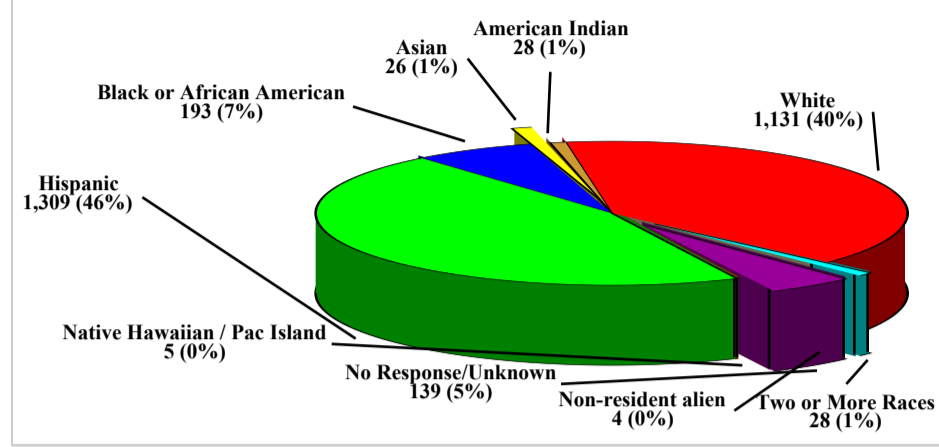


| DUAL ENROLLMENT | COUNT | TOTAL CR HRS |
|-------------------------|-------|--------------|
| ACT Academy High School | 105 | 591 |
| Dual High School | 538 | 3,934 |



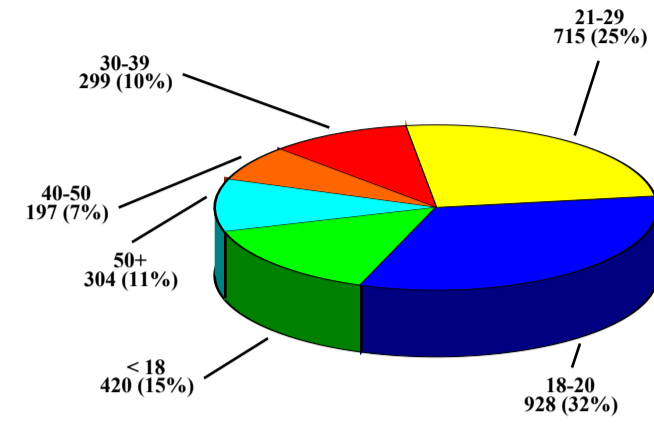
Enrollment by Ethnicity

| ETHNICITY | COUNT |
|------------------------------|--------------|
| American Indian | 28 |
| Asian | 26 |
| Black or African American | 193 |
| Hispanic | 1,309 |
| Native Hawaiian / Pac Island | 5 |
| No Response/Unknown | 139 |
| Non-resident alien | 4 |
| Two or More Races | 28 |
| White | 1,131 |
| TOTAL | 2,863 |



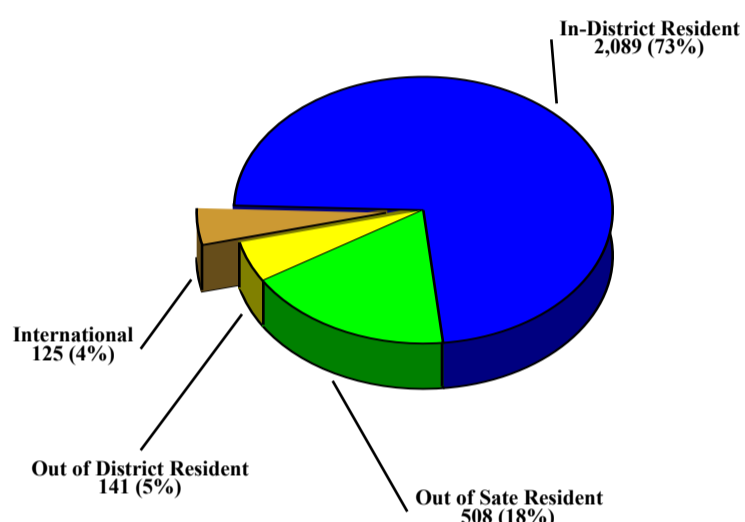
Enrollment by Age

| AGE RANGE | COUNT |
|--------------|--------------|
| < 18 | 420 |
| 18-20 | 928 |
| 21-29 | 715 |
| 30-39 | 299 |
| 40-50 | 197 |
| 50+ | 304 |
| TOTAL | 2,863 |



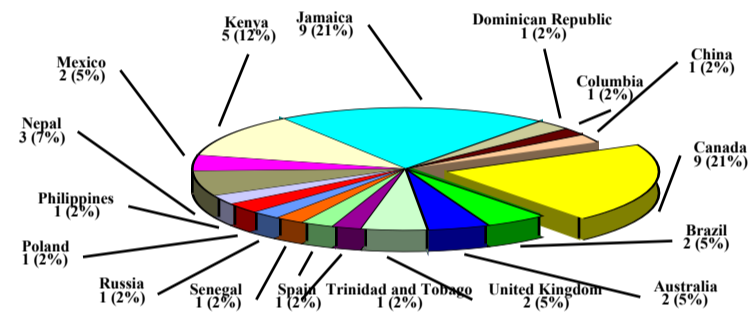
Enrollment by Residency

| RESIDENCY | COUNT |
|--------------------------|--------------|
| In-District Resident | 2,089 |
| Out of District Resident | 141 |
| Out of State Resident | 508 |
| International | 125 |
| TOTAL | 2,863 |



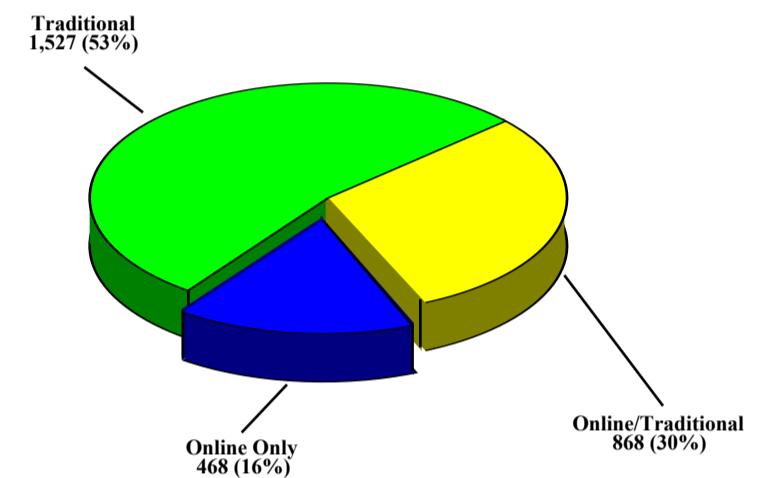
Enrollment by Nation

| NATION | COUNT |
|--------------------------|--------------|
| Australia | 2 |
| Brazil | 2 |
| Canada | 9 |
| China | 1 |
| Columbia | 1 |
| Dominican Republic | 1 |
| Jamaica | 9 |
| Kenya | 5 |
| Mexico | 2 |
| Nepal | 3 |
| Philippines | 1 |
| Poland | 1 |
| Russia | 1 |
| Senegal | 1 |
| Spain | 1 |
| Trinidad and Tobago | 1 |
| United Kingdom | 2 |
| United States of America | 2,820 |
| TOTAL | 2,863 |



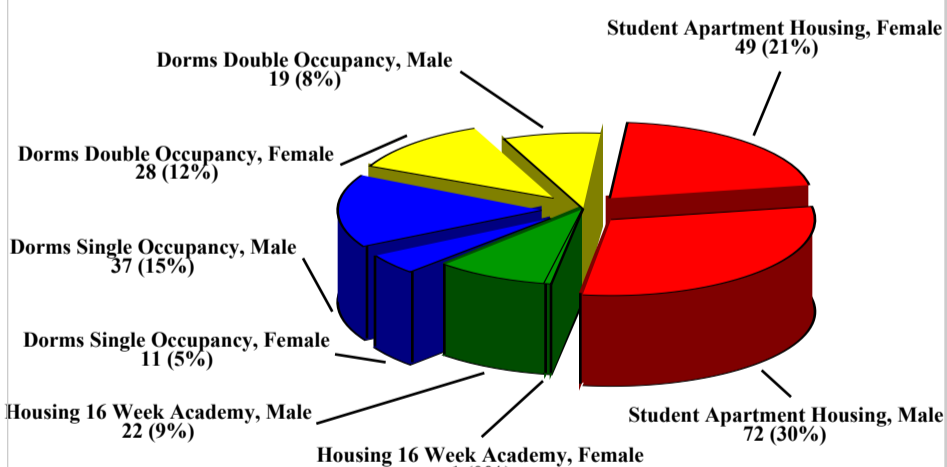
Enrollment by Meeting Type

| MEETING TYPE | COUNT |
|--------------------|--------------|
| Online Only | 468 |
| Online/Traditional | 868 |
| Traditional | 1,527 |
| TOTAL | 2,863 |



Student Housing Population

| DETAIL DESC | GENDER | COUNT |
|---------------------------|----------------|-------|
| Dorms Double Occupancy | Male | 19 |
| | Female | 28 |
| | Count Distinct | 47 |
| Dorms Single Occupancy | Male | 37 |
| | Female | 11 |
| | Count Distinct | 48 |
| Housing 16 Week Academy | Male | 22 |
| | Female | 1 |
| | Count Distinct | 23 |
| Student Apartment Housing | Male | 72 |
| | Female | 49 |
| | Count Distinct | 121 |

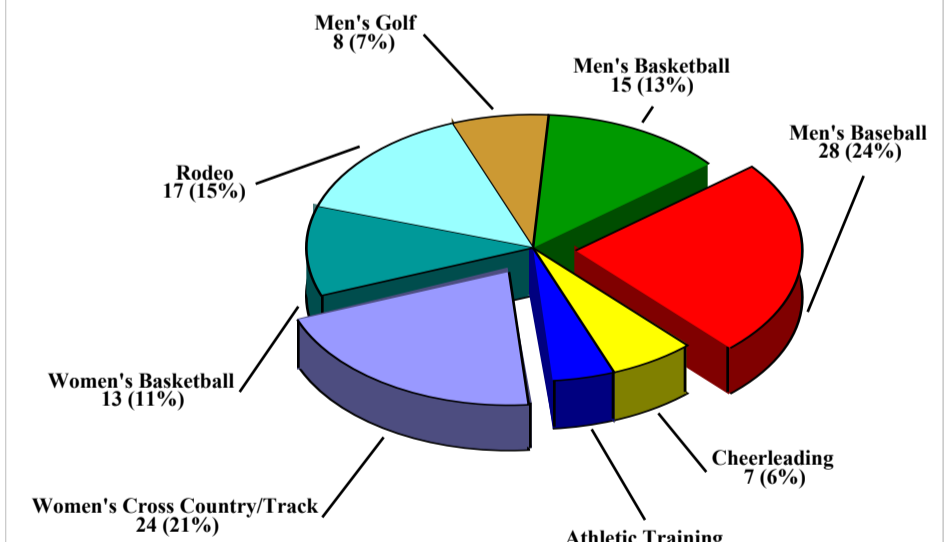


Tuition, Fees, & Housing Costs

| DCAT CODE | DESCRIPTION | CREDIT HOURS | AMOUNT |
|-------------------------|----------------------------------|--------------------|----------|
| FEE | Dishonored check fee | | 25.00 |
| | General Usage Fee | per credit hour | 17.00 |
| | Transcript Fee | | 5.00 |
| HOUSING | Apartment (Single Room) | | 1,700.00 |
| | Apartment 7 Meals (optional) | | 650.00 |
| | Application Fee (non-refundable) | | 25.00 |
| | Double Occupancy/15 Meals | | 2,025.00 |
| | Double Occupancy/19 Meals | | 2,075.00 |
| TUITION | Single Occupancy/15 Meals | | 2,400.00 |
| | Single Occupancy/19 Meals | | 2,450.00 |
| | In-District Tuition | 1 to 11 (per hour) | 35.00 |
| | 12 or more hours | 420.00 | |
| Out-Of-District Tuition | 1 to 11 (per hour) | 54.00 | |
| | 12 or more hours | 648.00 | |
| Out-of-State Tuition | 1 to 11 (per hour) | 62.00 | |
| | 12 or more hours | 744.00 | |

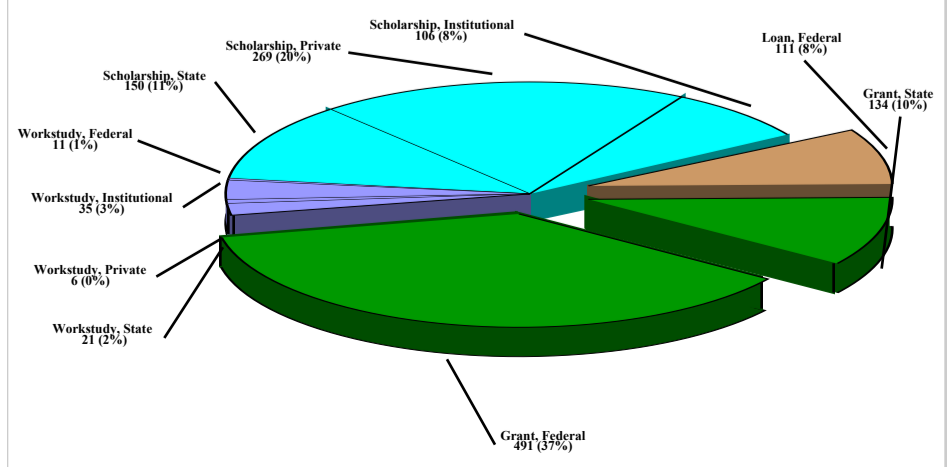
Athletics

| SPORT | COUNT |
|-----------------------------|------------|
| Athletic Training | 5 |
| Cheerleading | 7 |
| Men's Baseball | 28 |
| Men's Basketball | 15 |
| Men's Golf | 8 |
| Rodeo | 17 |
| Women's Basketball | 13 |
| Women's Cross Country/Track | 24 |
| TOTAL | 117 |



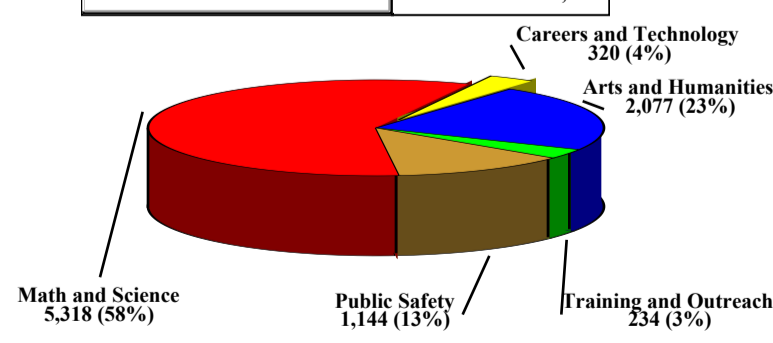
Financial Aid Recipients

| FTYP DESC | FSRC DESC | COUNT |
|--------------|---------------|--------------|
| Grant | Federal | 491 |
| | State | 134 |
| Loan | Federal | 111 |
| | Institutional | 106 |
| Scholarship | Private | 269 |
| | State | 150 |
| | Federal | 11 |
| Workstudy | Institutional | 35 |
| | Private | 6 |
| | State | 21 |
| TOTAL | | 1,334 |



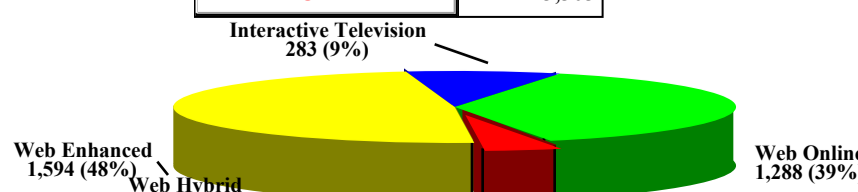
Division Headcount

| DIVISION | HEADCOUNT |
|------------------------|--------------|
| Arts and Humanities | 2,077 |
| Careers and Technology | 320 |
| Math and Science | 5,318 |
| Public Safety | 1,144 |
| Training and Outreach | 234 |
| TOTAL | 9,093 |



Extended Learning

| MTYP DESC | COUNT |
|------------------------|--------------|
| Interactive Television | 283 |
| Web Enhanced | 1,594 |
| Web Hybrid | 138 |
| Web Online | 1,288 |
| TOTAL | 3,303 |



Remedial/Transitional Studies

| TITLE | COUNT |
|--------------------------------|------------|
| Basic English Skills | 12 |
| Basic Mathematics | 52 |
| Developmental Reading | 10 |
| Elementary Algebra | 121 |
| English as 2nd Lang I | 10 |
| English as 2nd Lang I Lab | 9 |
| English As 2nd Language II Lab | 8 |
| English As a 2nd Language II | 8 |
| Reading Improvement | 11 |
| Review of English I | 31 |
| Review of English II | 61 |
| TOTAL | 333 |

