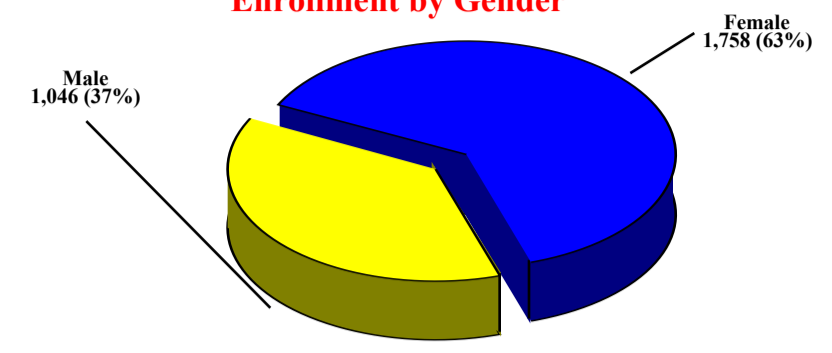





Enrollment by Gender and Dual Enrollment

GENDER	COUNT
Female	1,757
Male	1,046
TOTAL	2,803

Enrollment by Gender

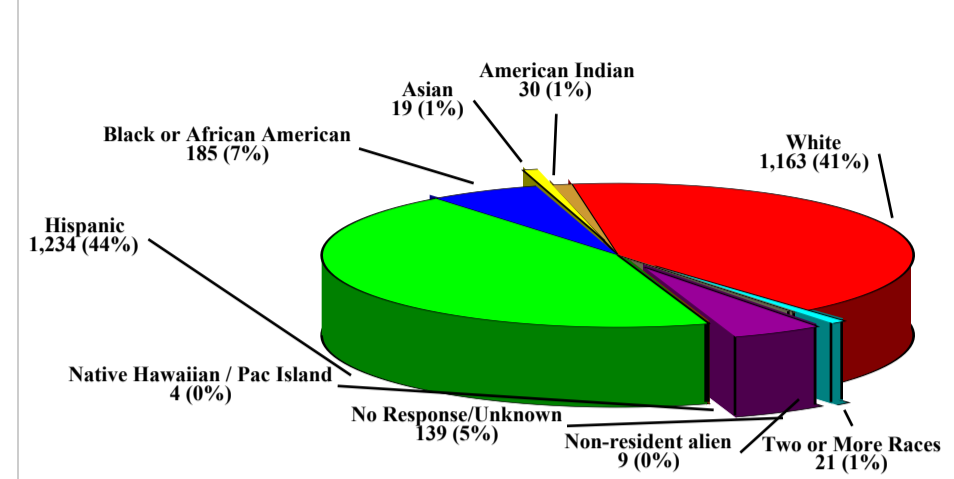


DUAL ENROLLMENT	COUNT	TOTAL CR HRS
Dual High School	552	3,792
TOTAL	552	3,792



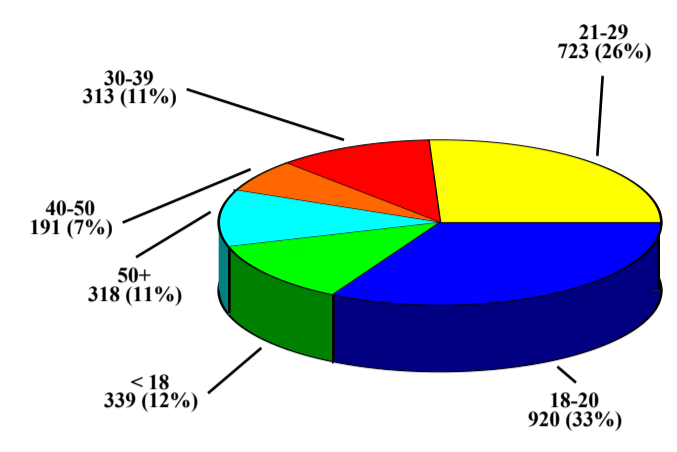
Enrollment by Ethnicity

ETHNICITY	COUNT
American Indian	30
Asian	19
Black or African American	185
Hispanic	1,233
Native Hawaiian / Pac Island	4
No Response/Unknown	139
Non-resident alien	9
Two or More Races	21
White	1,163
TOTAL	2,803



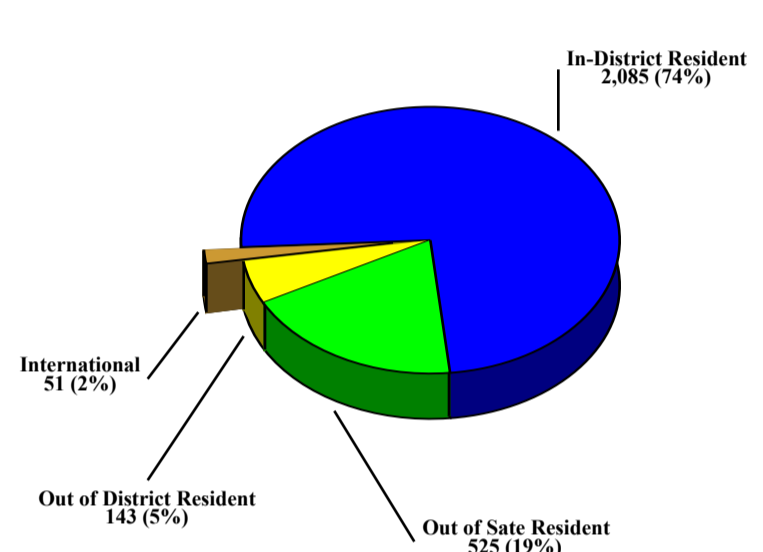
Enrollment by Age

AGE RANGE	COUNT
< 18	339
18-20	919
21-29	723
30-39	313
40-50	191
50+	318
TOTAL	2,803



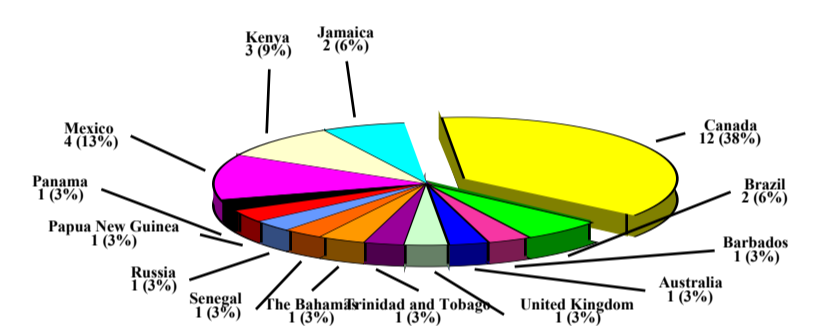
Enrollment by Residency

RESIDENCY	COUNT
In-District Resident	2,085
Out of District Resident	142
Out of State Resident	525
International	51
TOTAL	2,803



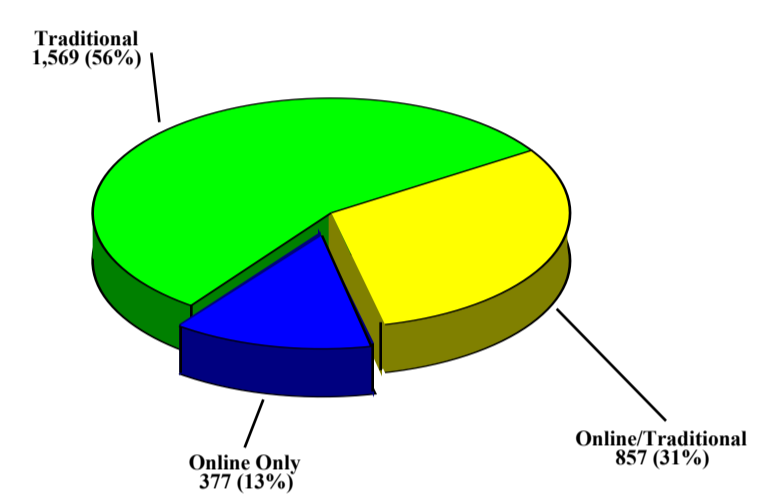
Enrollment by Nation

NATION	COUNT
Australia	1
Barbados	1
Brazil	2
Canada	12
Jamaica	2
Kenya	3
Mexico	4
Panama	1
Papua New Guinea	1
Russia	1
Senegal	1
The Bahamas	1
Trinidad and Tobago	1
United Kingdom	1
United States of America	2,771
TOTAL	2,803



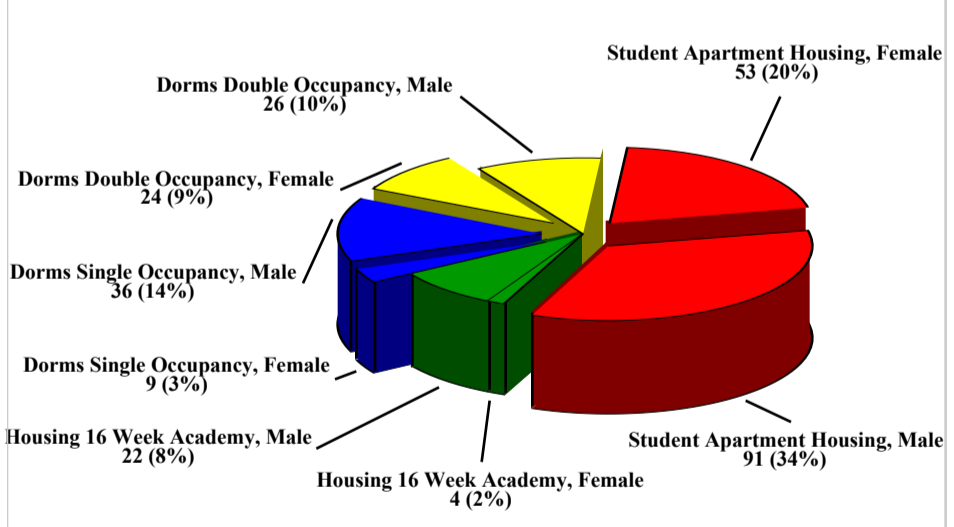
Enrollment by Meeting Type

MEETING TYPE	COUNT
Online Only	377
Online/Traditional	857
Traditional	1,569
TOTAL	2,803



Student Housing Population

DETAIL DESC	GENDER	COUNT
Dorms Double Occupancy	Male	26
	Female	24
	Count Distinct	50
Dorms Single Occupancy	Male	36
	Female	9
	Count Distinct	45
Housing 16 Week Academy	Male	22
	Female	4
	Count Distinct	26
Student Apartment Housing	Male	91
	Female	53
	Count Distinct	144

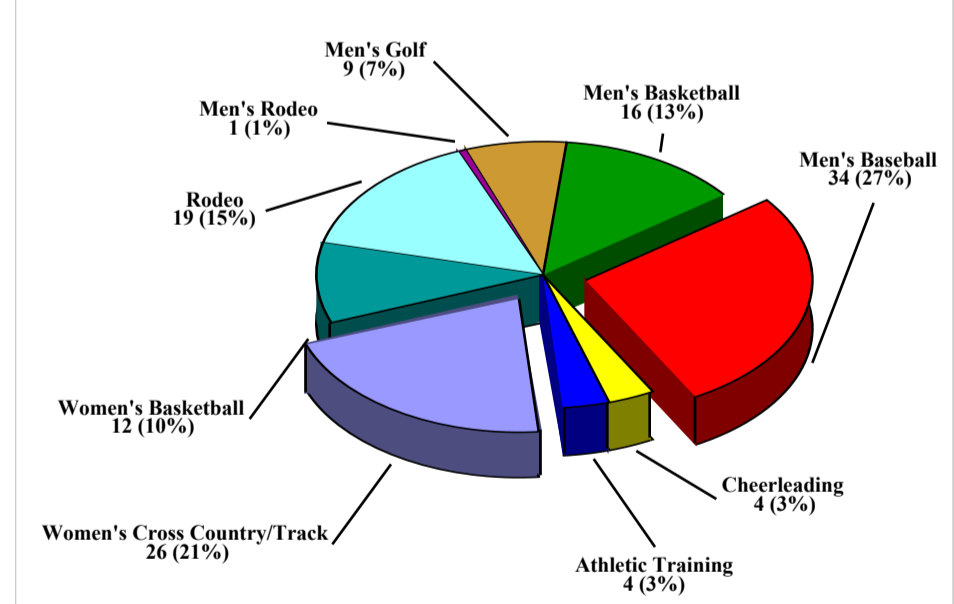


Tuition, Fees, & Housing Costs

DCAT CODE	DESCRIPTION	CREDIT HOURS	AMOUNT
FEE	Dishonored check fee		25.00
	General Usage Fee	per credit hour	17.00
	Transcript Fee		5.00
HOUSING	Apartment (Single Room)		1,700.00
	Apartment 7 Meals (optional)		650.00
	Application Fee (non-refundable)		25.00
	Double Occupancy/15 Meals		2,025.00
	Double Occupancy/19 Meals		2,075.00
TUITION	Single Occupancy/15 Meals		2,400.00
	Single Occupancy/19 Meals		2,450.00
	In-District Tuition	1 to 11 (per hour)	35.00
		12 or more hours	420.00
TUITION	Out-Of-District Tuition	1 to 11 (per hour)	54.00
		12 or more hours	648.00
	Out-of-State Tuition	1 to 11 (per hour)	62.00
	12 or more hours	744.00	

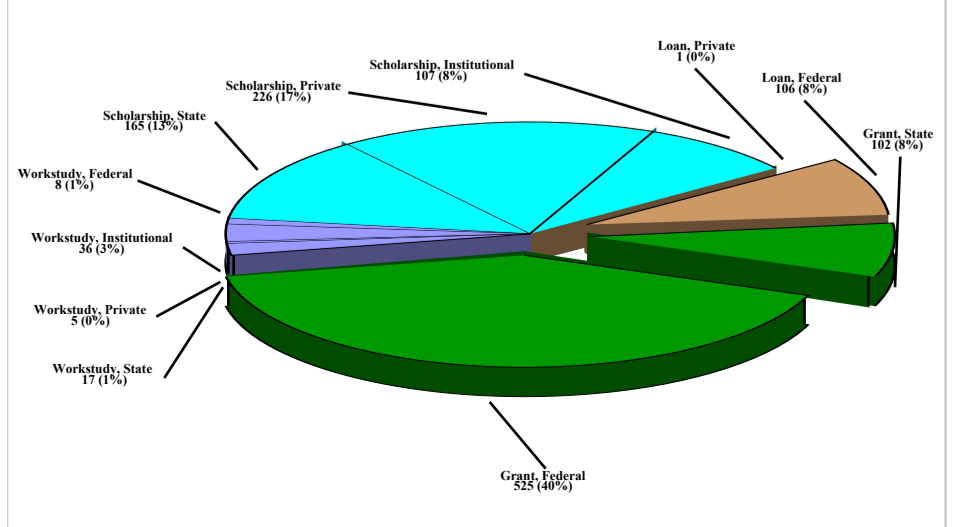
Athletics

SPORT	COUNT
Athletic Training	4
Cheerleading	4
Men's Baseball	34
Men's Basketball	16
Men's Golf	9
Men's Rodeo	1
Rodeo	19
Women's Basketball	12
Women's Cross Country/Track	26
TOTAL	125



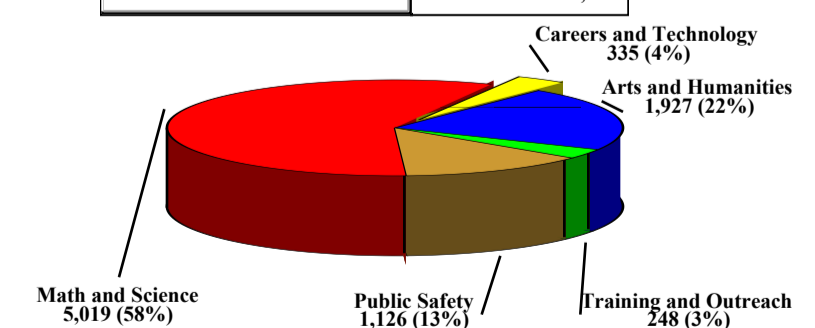
Financial Aid Recipients

FTYP DESC	FSRC DESC	COUNT
Grant	Federal	525
	State	102
Loan	Federal	106
	Private	1
Scholarship	Institutional	107
	Private	226
	State	165
Workstudy	Federal	8
	Institutional	36
	Private	5
	State	17
TOTAL		1,298



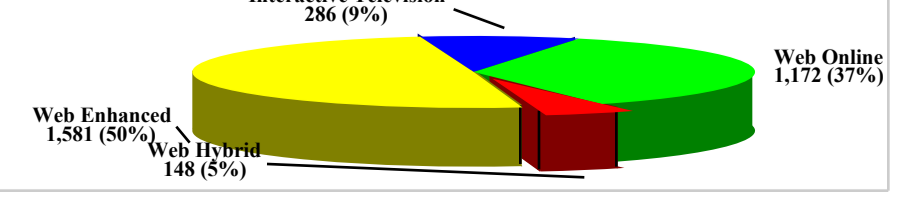
Division Headcount

DIVISION	HEADCOUNT
Arts and Humanities	1,927
Careers and Technology	335
Math and Science	5,019
Public Safety	1,126
Training and Outreach	248
TOTAL	8,655



Extended Learning

MTYP DESC	COUNT
Interactive Television	286
Web Enhanced	1,581
Web Hybrid	148
Web Online	1,172
TOTAL	3,187



Remedial/Transitional Studies

TITLE	COUNT
Basic English Skills	9
Basic Mathematics	72
Basic Reading II	5
Developmental Reading	3
Elementary Algebra	136
English as 2nd Lang I	12
English as 2nd Lang I Lab	12
English As a 2nd Language II Lab	12
English As a 2nd Language II	13
Reading Improvement	6
Review of English I	32
Review of English II	72
TOTAL	384

