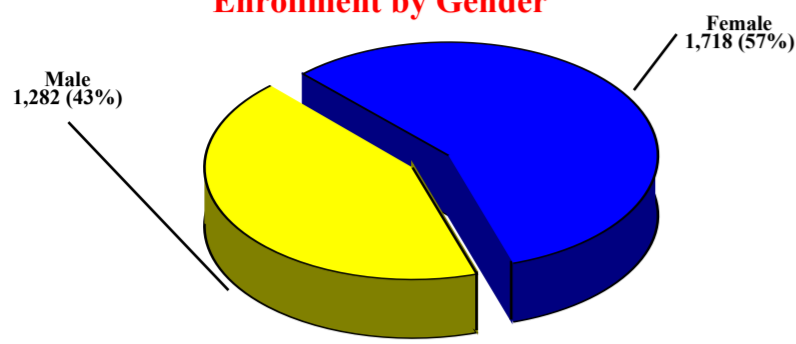





Enrollment by Gender and Dual Enrollment

GENDER	COUNT
Female	1,717
Male	1,282
TOTAL	2,999

Enrollment by Gender

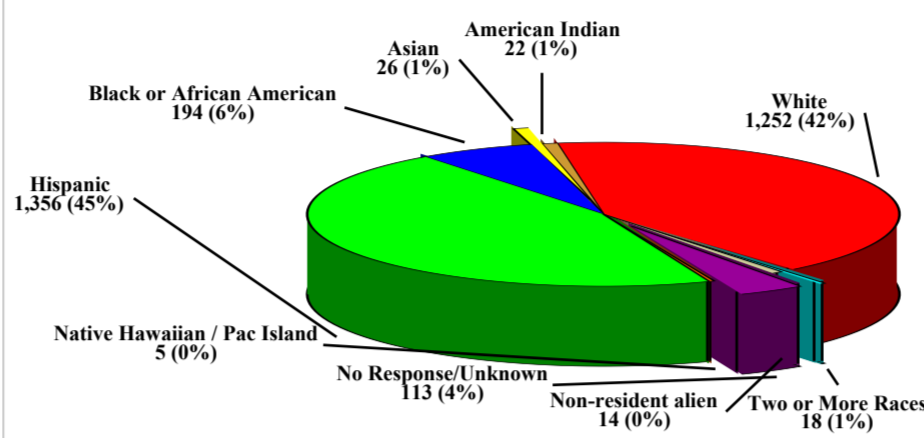


DUAL ENROLLMENT	COUNT	TOTAL CR HRS
Dual High School	504	3,574
TOTAL	504	3,574



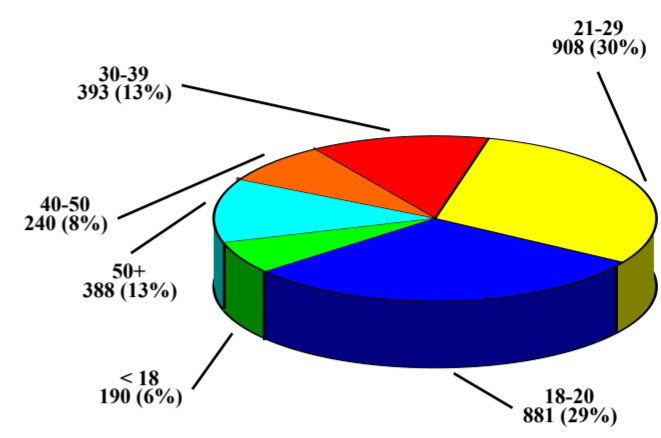
Enrollment by Ethnicity

ETHNICITY	COUNT
American Indian	22
Asian	26
Black or African American	193
Hispanic	1,356
Native Hawaiian / Pac Island	5
No Response/Unknown	113
Non-resident alien	14
Two or More Races	18
White	1,252
TOTAL	2,999



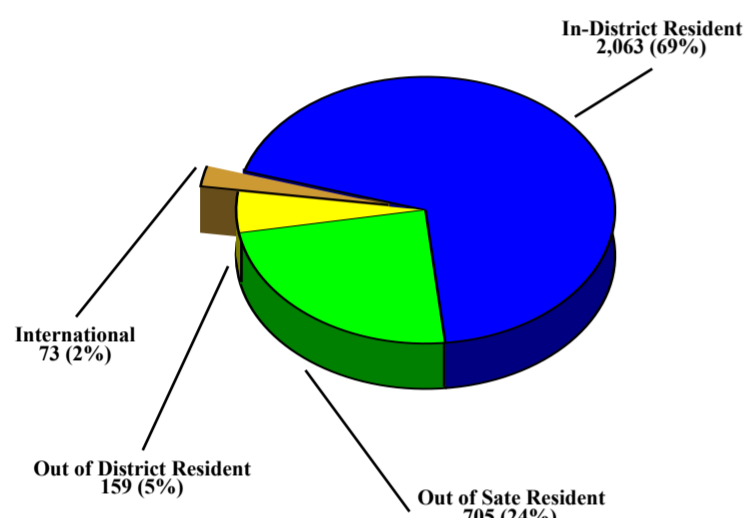
Enrollment by Age

AGE RANGE	COUNT
< 18	190
18-20	880
21-29	908
30-39	393
40-50	240
50+	388
TOTAL	2,999



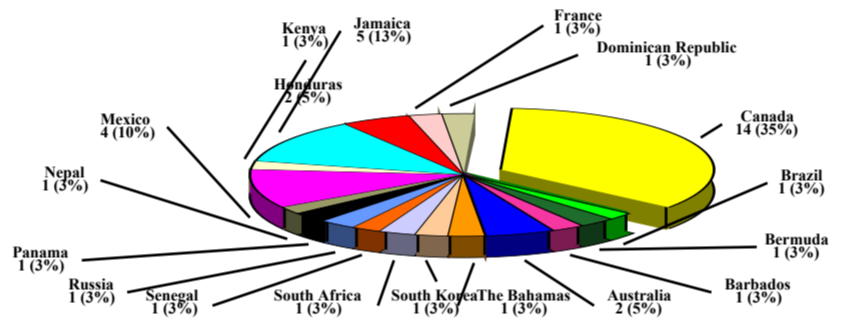
Enrollment by Residency

RESIDENCY	COUNT
In-District Resident	2,063
Out of District Resident	159
Out of State Resident	704
International	73
TOTAL	2,999



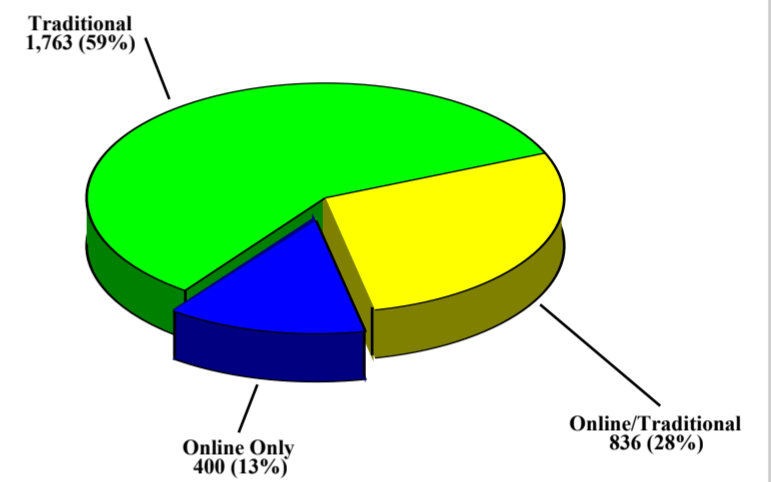
Enrollment by Nation

NATION	COUNT
Australia	2
Barbados	1
Bermuda	1
Brazil	1
Canada	14
Dominican Republic	1
France	1
Honduras	2
Jamaica	5
Kenya	1
Mexico	4
Nepal	1
Panama	1
Russia	1
Senegal	1
South Africa	1
South Korea	1
The Bahamas	1
United States of America	2,959
TOTAL	2,999



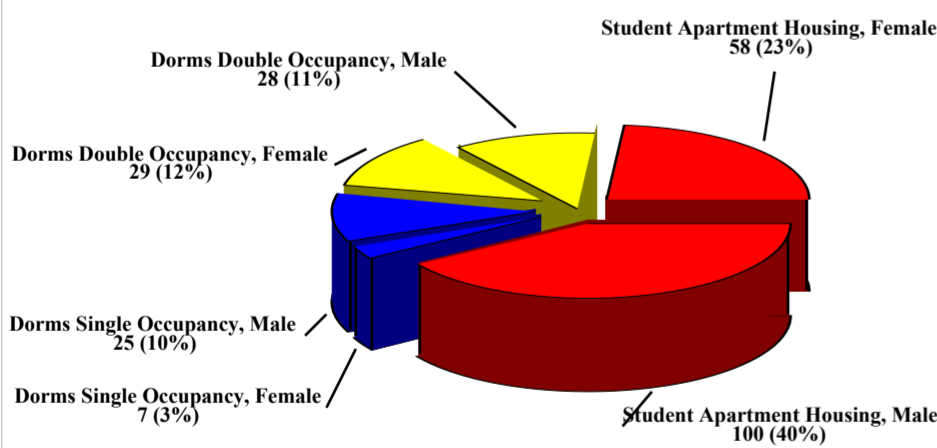
Enrollment by Meeting Type

MEETING TYPE	COUNT
Online Only	400
Online/Traditional	836
Traditional	1,763
TOTAL	2,999



Student Housing Population

DETAIL DESC	GENDER	COUNT
Dorms Double Occupancy	Male	28
	Female	29
Count Distinct		57
Dorms Single Occupancy	Male	25
	Female	7
Count Distinct		32
Student Apartment Housing	Male	100
	Female	58
Count Distinct		158
TOTAL		247

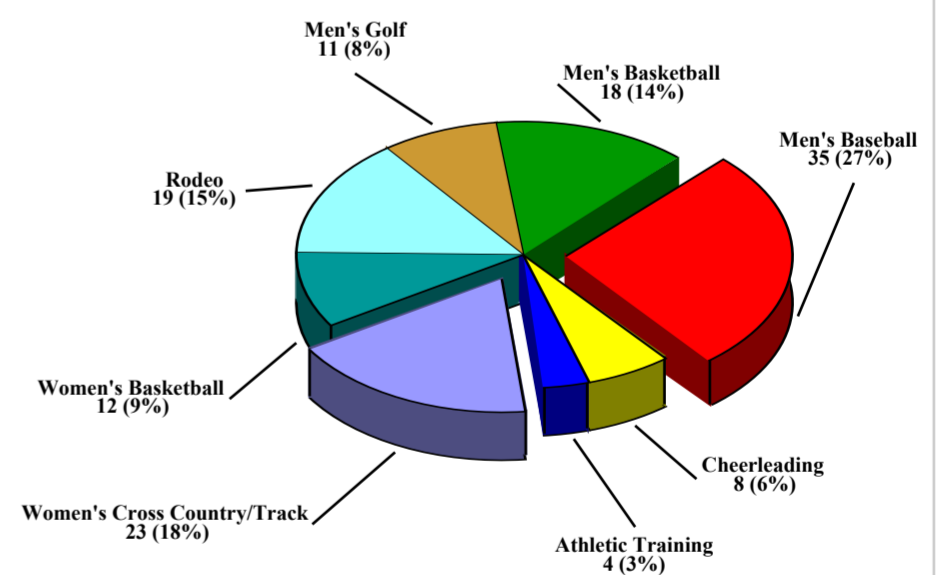


Tuition, Fees, & Housing Costs

DCAT CODE	DESCRIPTION	CREDIT HOURS	AMOUNT
FEE	Additional class schedule copies		1.00
	Dishonored check fee		25.00
	General Usage Fee	per credit hour	17.00
HOUSING	Transcript Fee (first one free)		2.00
	Apartment (Single Room)		1,700.00
	Apartment 7 Meals (optional)		650.00
	Application Fee (non-refundable)		25.00
	Double Occupancy/15 Meals		2,025.00
	Double Occupancy/19 Meals		2,075.00
TUITION	Single Occupancy/15 Meals		2,400.00
	Single Occupancy/19 Meals		2,450.00
	In-District Tuition	1 to 11 (per hour)	35.00
	In-District Tuition	12 or more hours	420.00
TUITION	Out-Of-District Tuition	1 to 11 (per hour)	54.00
	Out-Of-District Tuition	12 or more hours	648.00
	Out-of-State Tuition	1 to 11 (per hour)	62.00
Out-of-State Tuition	12 or more hours	744.00	

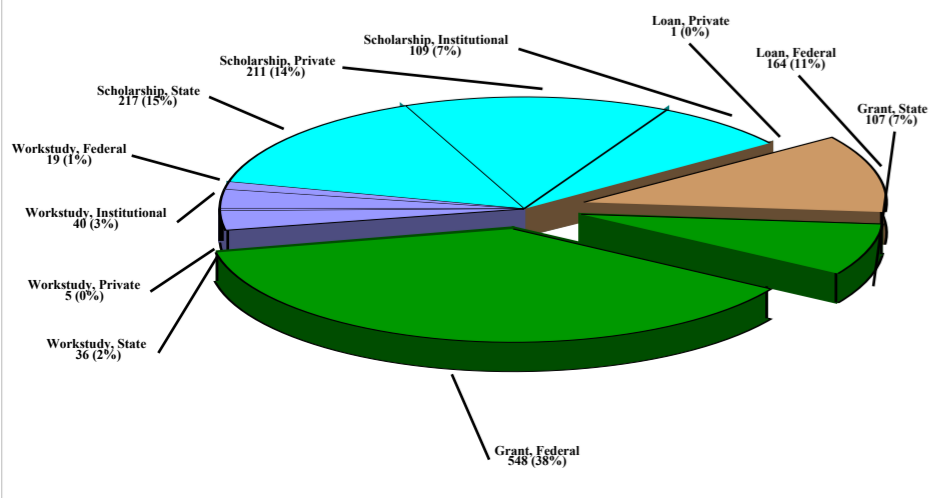
Athletics

SPORT	COUNT
Athletic Training	4
Cheerleading	8
Men's Baseball	35
Men's Basketball	18
Men's Golf	11
Rodeo	19
Women's Basketball	12
Women's Cross Country/Track	23
TOTAL	130



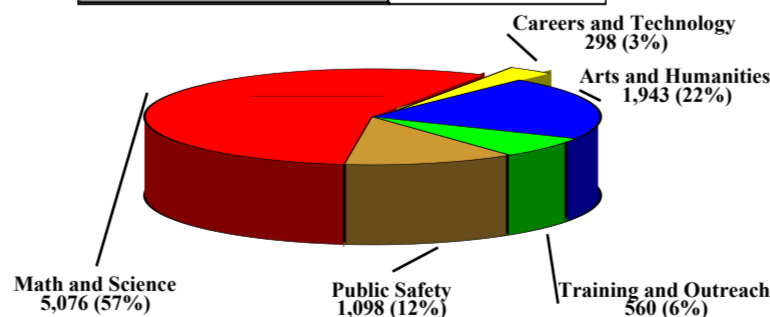
Financial Aid Recipients

FTYP DESC	FSRC DESC	COUNT
Grant	Federal	548
	State	107
Loan	Federal	164
	Private	1
Scholarship	Institutional	109
	Private	211
Workstudy	State	217
	Federal	19
	Institutional	40
Workstudy	Private	5
	State	36
	TOTAL	



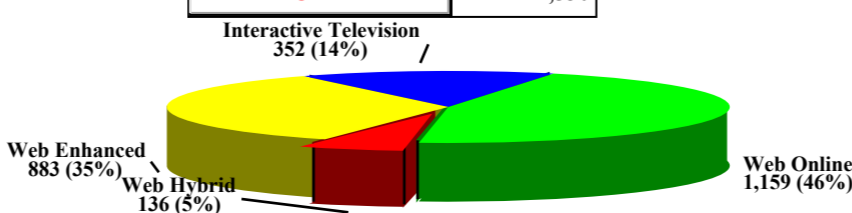
Division Headcount

DIVISION	HEADCOUNT
Arts and Humanities	1,943
Careers and Technology	298
Math and Science	5,076
Public Safety	1,098
Training and Outreach	560
TOTAL	8,975



Extended Learning

MTYP DESC	COUNT
Interactive Television	352
Web Enhanced	883
Web Hybrid	136
Web Online	1,159
TOTAL	2,530



Remedial/Transitional Studies

TITLE	COUNT
Basic English Skills	16
Basic Mathematics	72
Developmental Reading	9
Elementary Algebra	161
English As 2nd Language II Lab	17
English As a 2nd Language II	18
Reading Improvement	33
Review of English I	33
Review of English II	82
TOTAL	441

