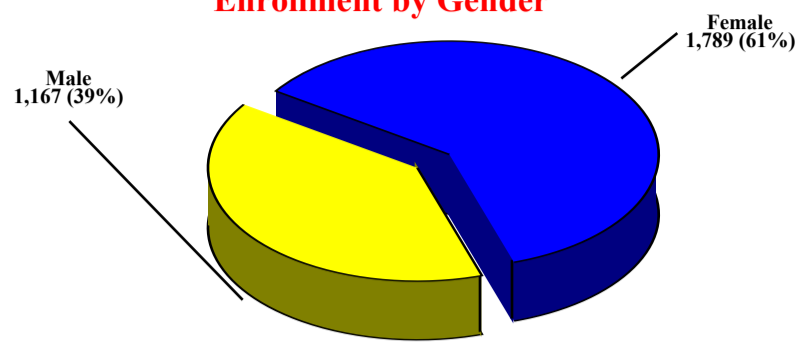




Enrollment by Gender and Dual Enrollment

GENDER	COUNT
Female	1,789
Male	1,167
TOTAL	2,956

Enrollment by Gender

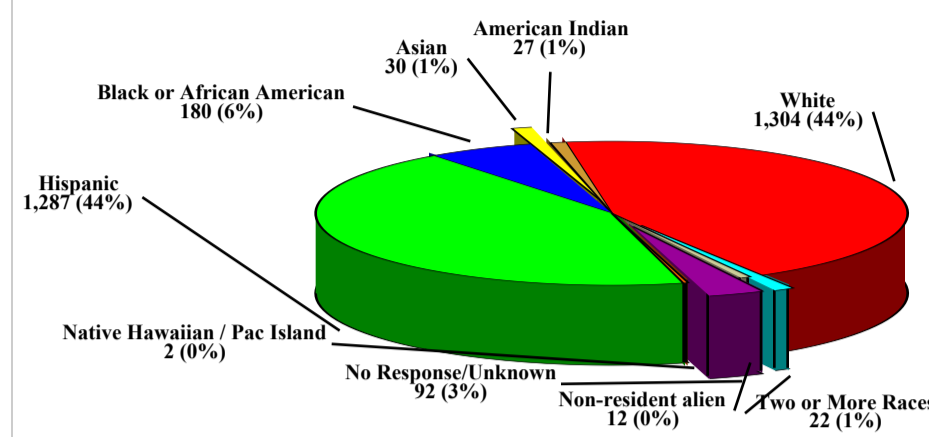


DUAL ENROLLMENT	COUNT	TOTAL CR HRS
Dual High School	555	3,561
TOTAL	555	3,561



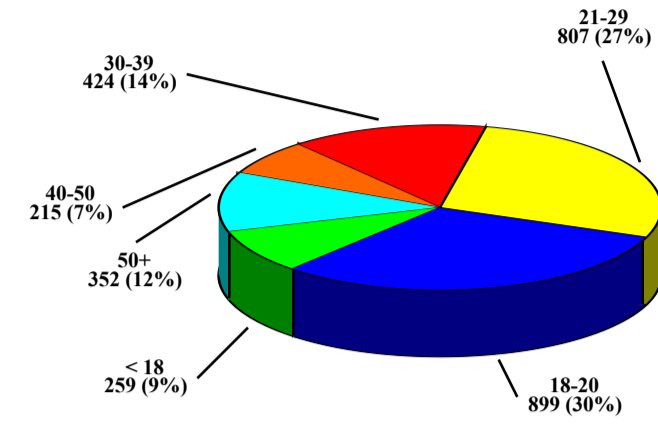
Enrollment by Ethnicity

ETHNICITY	COUNT
American Indian	27
Asian	30
Black or African American	180
Hispanic	1,287
Native Hawaiian / Pac Island	2
No Response/Unknown	92
Non-resident alien	12
Two or More Races	22
White	1,304
TOTAL	2,956



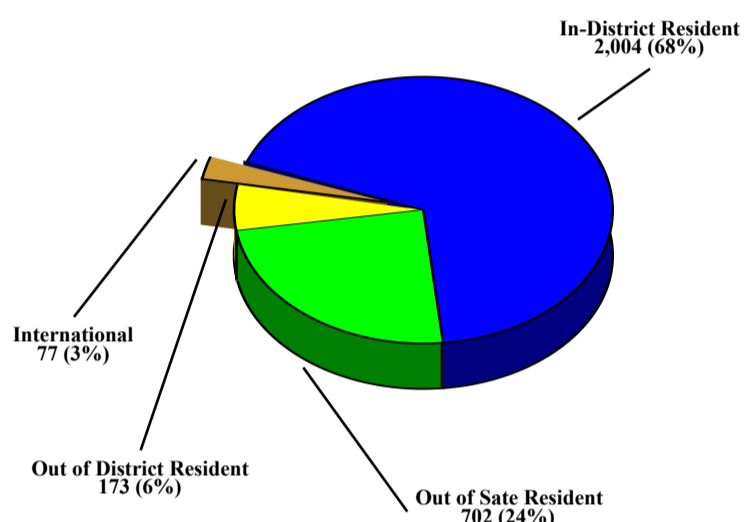
Enrollment by Age

AGE RANGE	COUNT
< 18	259
18-20	899
21-29	807
30-39	424
40-50	215
50+	352
TOTAL	2,956



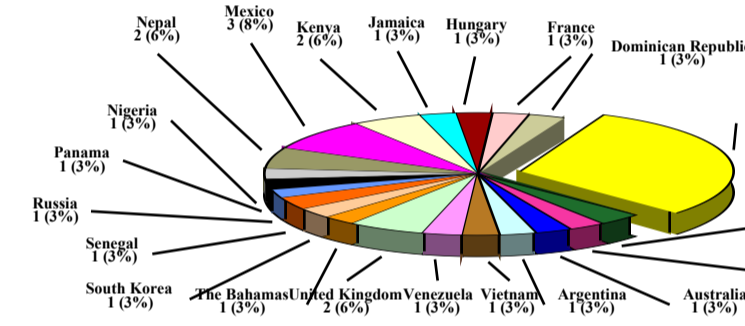
Enrollment by Residency

RESIDENCY	COUNT
In-District Resident	2,004
Out of District Resident	173
Out of State Resident	702
International	77
TOTAL	2,956



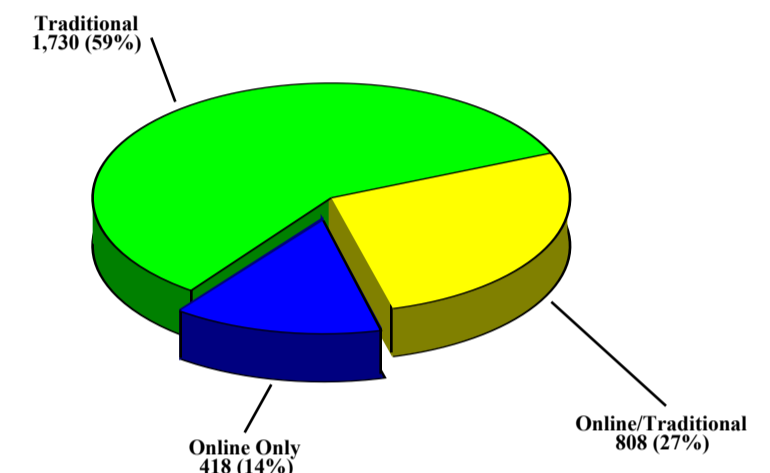
Enrollment by Nation

NATION	COUNT
Argentina	1
Australia	1
Barbados	1
Bermuda	1
Canada	11
Dominican Republic	1
France	1
Hungary	1
Jamaica	1
Kenya	2
Mexico	3
Nepal	2
Nigeria	1
Panama	1
Russia	1
Senegal	1
South Korea	1
The Bahamas	1
United Kingdom	2
United States of America	2,920
Venezuela	1
Vietnam	1



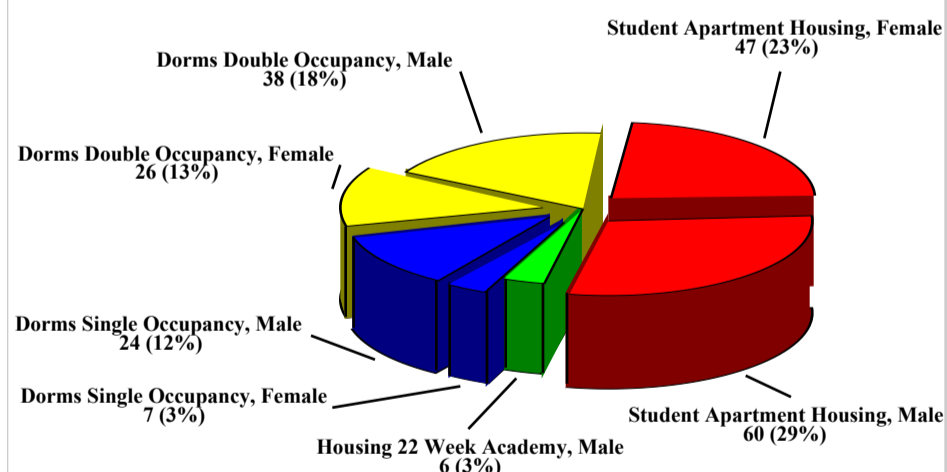
Enrollment by Meeting Type

MEETING TYPE	COUNT
Online Only	418
Online/Traditional	808
Traditional	1,730
TOTAL	2,956



Student Housing Population

DETAIL DESC	GENDER	COUNT
Dorms Double Occupancy	Male	38
	Female	26
	Count Distinct	64
Dorms Single Occupancy	Male	24
	Female	7
	Count Distinct	31
Housing 22 Week Academy	Male	6
	Count Distinct	6
Student Apartment Housing	Male	60
	Female	47
	Count Distinct	107
TOTAL		208

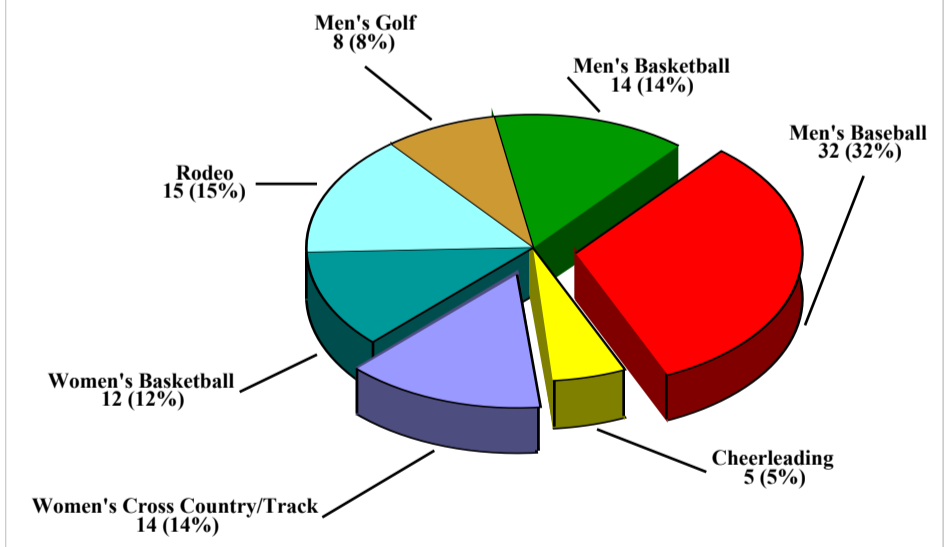


Tuition, Fees, & Housing Costs

DCAT CODE	DESCRIPTION	CREDIT HOURS	AMOUNT
FEE	Additional class schedule copies		1.00
	Dishonored check fee		25.00
	General Usage Fee	per credit hour	15.00
	Graduation Fee (grad semester only)		25.00
	Transcript Fee (first one free)		2.00
HOUSING	Apartment (Single Room)		1,700.00
	Apartment 7 Meals (optional)		600.00
	Application Fee (non-refundable)		25.00
	Double Occupancy/15 Meals		1,975.00
	Double Occupancy/19 Meals		2,025.00
TUITION	Single Occupancy/15 Meals		2,350.00
	Single Occupancy/19 Meals		2,400.00
	In-District Tuition	1 to 11 (per hour)	33.00
	In-District Tuition	12 or more hours	396.00
	Out-Of-District Tuition	1 to 11 (per hour)	52.00
Out-Of-District Tuition	12 or more hours	624.00	
Out-of-State Tuition	1 to 11 (per hour)	60.00	
Out-of-State Tuition	12 or more hours	720.00	

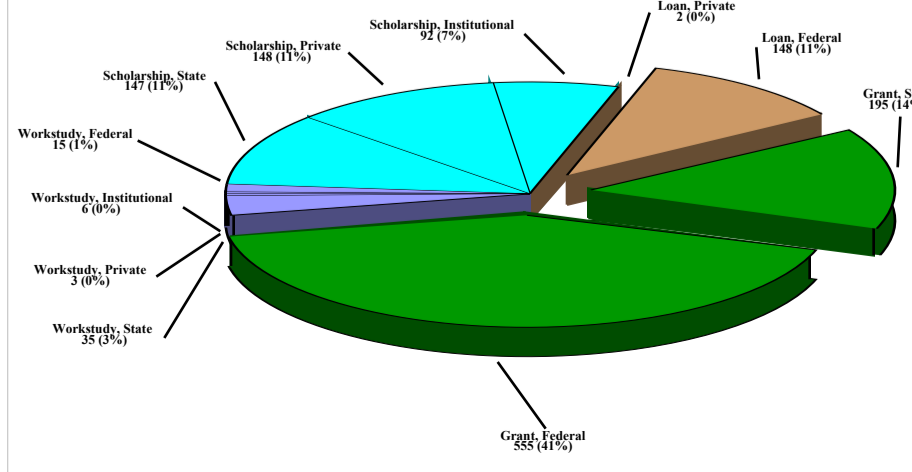
Athletics

SPORT	COUNT
Cheerleading	5
Men's Baseball	32
Men's Basketball	14
Men's Golf	8
Rodeo	15
Women's Basketball	12
Women's Cross Country/Track	14
TOTAL	100



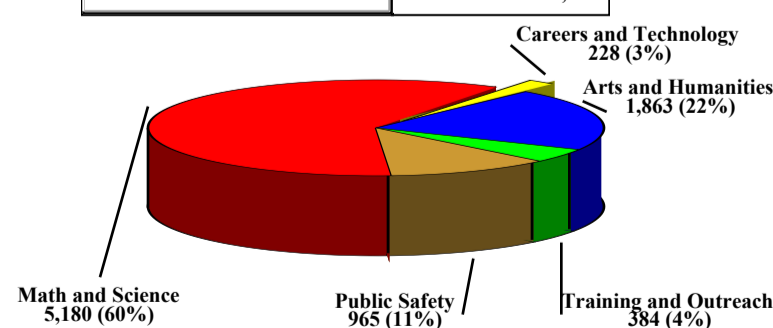
Financial Aid Recipients

FTYP DESC	FSRC DESC	COUNT
Grant	Federal	555
	State	195
Loan	Federal	148
	Private	2
Scholarship	Institutional	92
	Private	148
Workstudy	State	147
	Federal	15
	Institutional	6
	Private	3
TOTAL		1,346



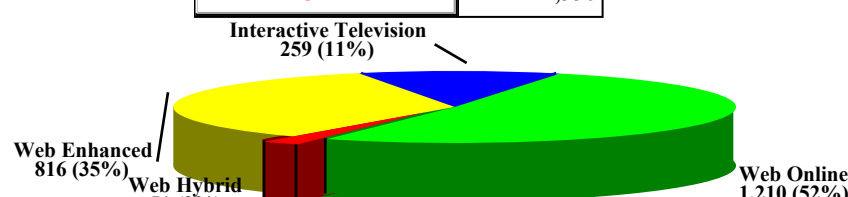
Division Headcount

DIVISION	HEADCOUNT
Arts and Humanities	1,863
Careers and Technology	228
Math and Science	5,180
Public Safety	965
Training and Outreach	384
TOTAL	8,620



Extended Learning

MTYP DESC	COUNT
Interactive Television	259
Web Enhanced	816
Web Hybrid	51
Web Online	1,210
TOTAL	2,336



Remedial/Transitional Studies

TITLE	COUNT
Basic English Skills	10
Basic Mathematics	84
Basic Reading II	11
Developmental Reading	9
Elementary Algebra	133
English As a 2nd Language II Lab	11
English As a 2nd Language II	12
Reading Improvement	21
Review of English I	41
Review of English II	87
TOTAL	419

