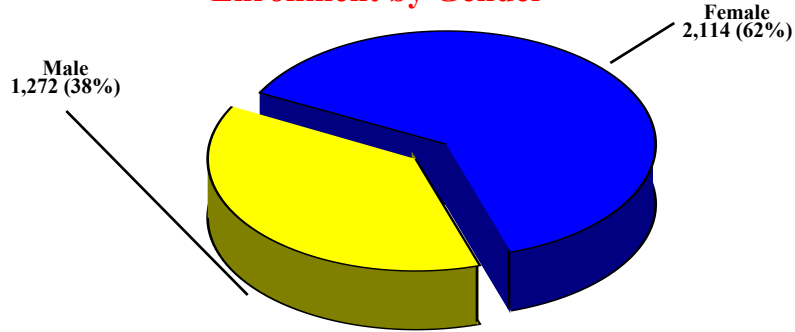


Enrollment by Gender and Dual Enrollment

GENDER	COUNT
Female	2,100
Male	1,256
<b>TOTAL</b>	<b>3,356</b>

Enrollment by Gender

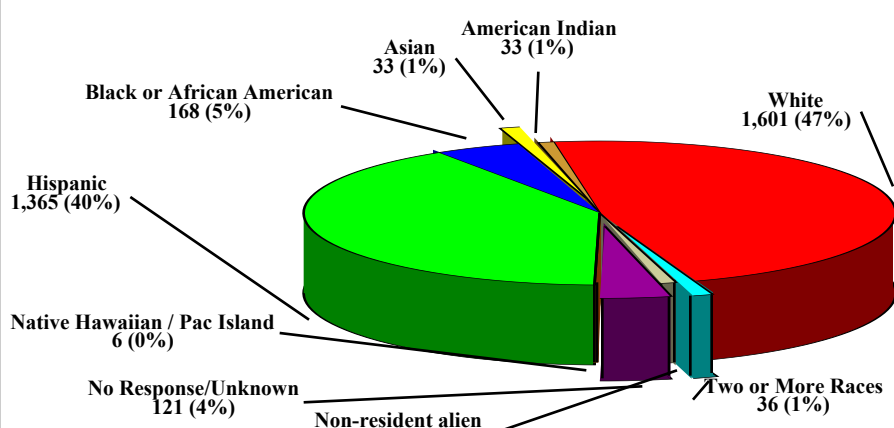


DUAL ENROLLMENT	COUNT	TOTAL CR HRS
Dual High School	609	4,231
<b>TOTAL</b>	<b>609</b>	<b>4,231</b>



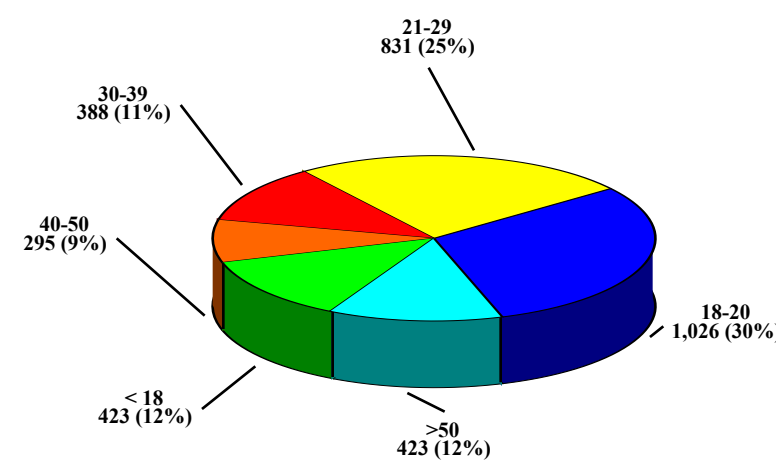
Enrollment by Ethnicity

ETHNICITY	COUNT
American Indian	30
Asian	33
Black or African American	168
Hispanic	1,363
Native Hawaiian / Pac Island	6
No Response/Unknown	121
Non-resident alien	23
Two or More Races	36
White	1,576
<b>TOTAL</b>	<b>3,356</b>



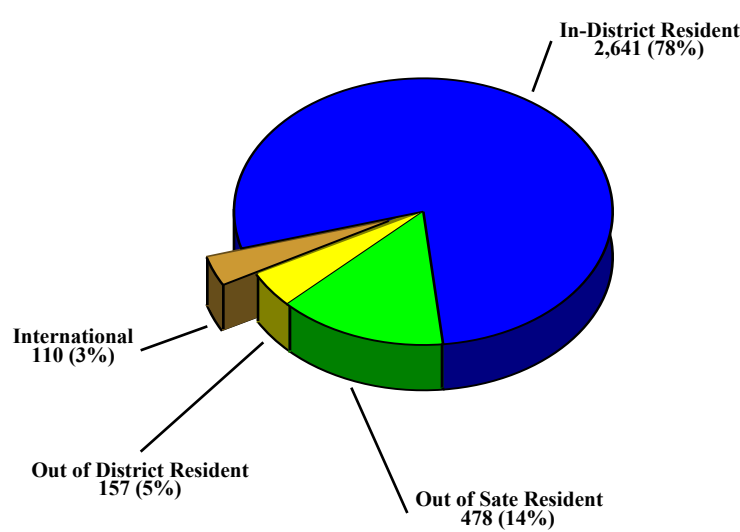
Enrollment by Age

AGE RANGE	COUNT
< 18	423
>50	423
18-20	1,001
21-29	826
30-39	388
40-50	295
<b>TOTAL</b>	<b>3,356</b>



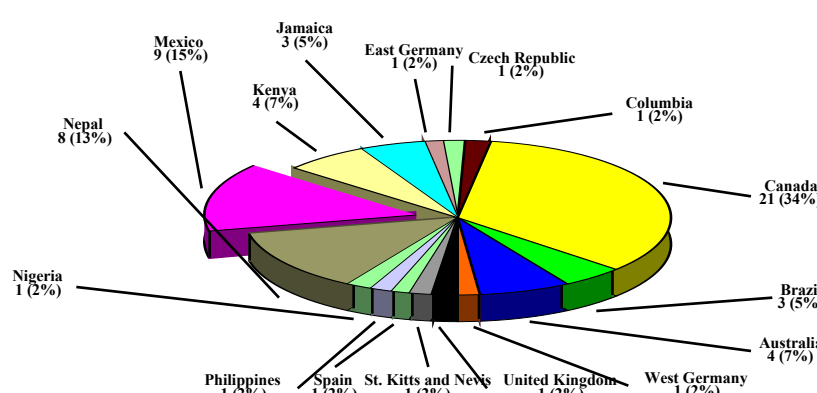
Enrollment by Residency

RESIDENCY	COUNT
In-District Resident	2,637
Out of District Resident	151
Out of State Resident	466
International	102
<b>TOTAL</b>	<b>3,356</b>



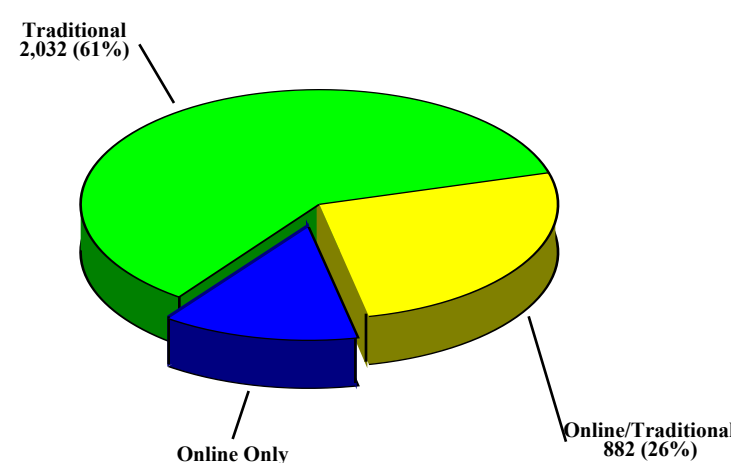
Enrollment by Nation

NATION	COUNT
Australia	4
Brazil	3
Canada	14
Columbia	1
Czech Republic	1
East Germany	1
Jamaica	3
Kenya	4
Mexico	9
Nepal	8
Nigeria	1
Philippines	1
Spain	1
St. Kitts and Nevis	1
United Kingdom	1
United States of America	3,302
West Germany	1
<b>TOTAL</b>	<b>3,356</b>



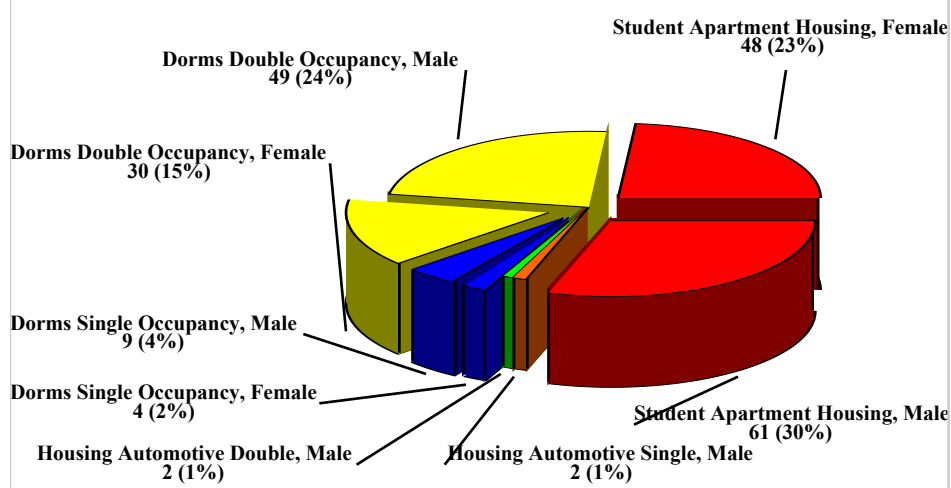
Enrollment by Meeting Type

MEETING TYPE	COUNT
Online Only	442
Online/Traditional	882
Traditional	2,032
<b>TOTAL</b>	<b>3,356</b>



Student Housing Population

DETAIL DESC	GENDER	COUNT
Dorms Double Occupancy	Male	49
	Female	30
	Count Distinct	79
Dorms Single Occupancy	Male	9
	Female	4
	Count Distinct	13
Housing Automotive Double	Male	2
	Count Distinct	2
Housing Automotive Single	Male	2
	Count Distinct	2

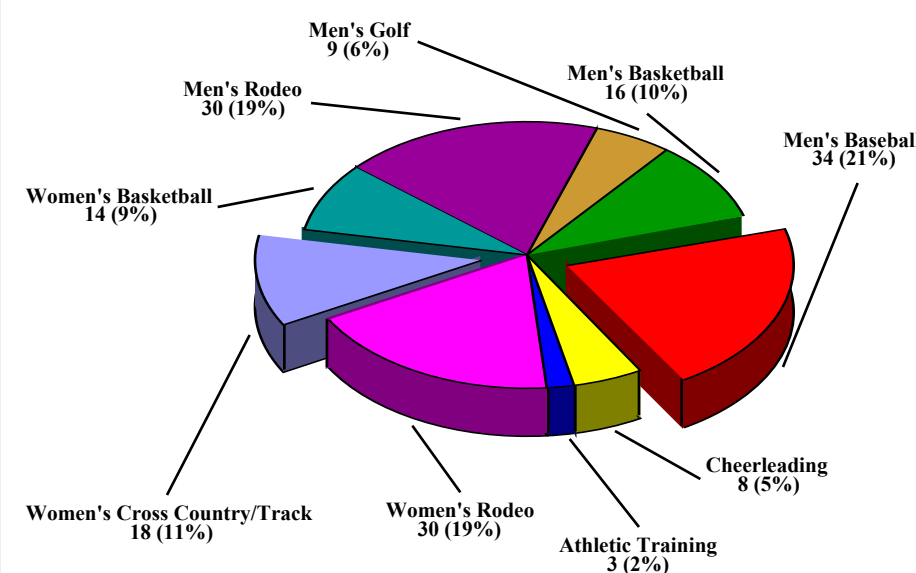


Tuition, Fees, & Housing Costs

DCAT CODE	DESCRIPTION	CREDIT HOURS	AMOUNT
FEE	Additional class schedule copies		1.00
	Dishonored check fee		25.00
	General Usage Fee	per credit hour	15.00
	Graduation Fee (grad semester only)		25.00
	Transcript Fee (first one free)		2.00
HOUSING	Apartment (Single Room)		1,700.00
	Apartment 7 Meals (optional)		600.00
	Application Fee (non-refundable)		25.00
	Double Occupancy/15 Meals		1,975.00
	Double Occupancy/19 Meals		2,025.00
	Single Occupancy/15 Meals		2,350.00
	Single Occupancy/19 Meals		2,400.00
TUITION	In-District Tuition	1 to 11 (per hour) 12 or more hours	32.00 384.00
	Out-Of-District Tuition	1 to 11 (per hour) 12 or more hours	51.00 612.00
	Out-of-State Tuition	1 to 11 (per hour) 12 or more hours	56.00 672.00

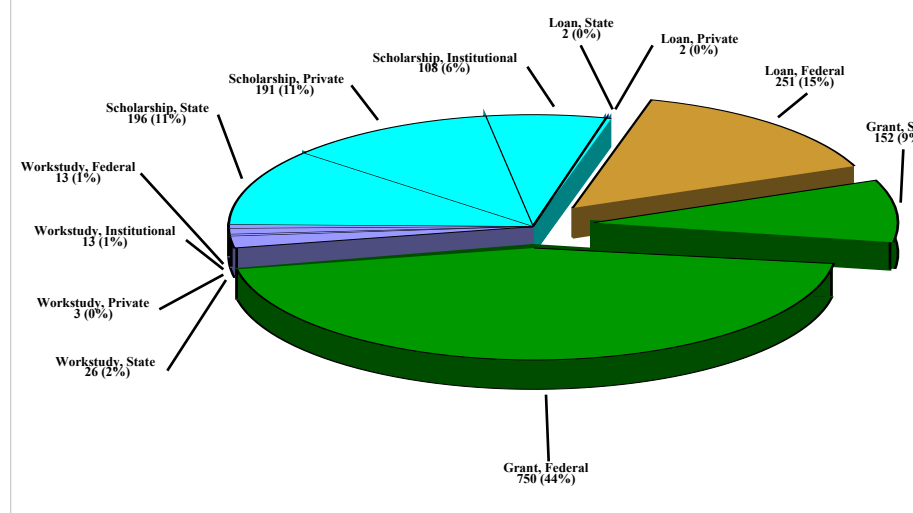
Athletics

SPORT	COUNT
Athletic Training	3
Cheerleading	8
Men's Baseball	34
Men's Basketball	16
Men's Golf	9
Men's Rodeo	30
Women's Basketball	14
Women's Cross Country/Track	18
Women's Rodeo	30
<b>TOTAL</b>	<b>162</b>



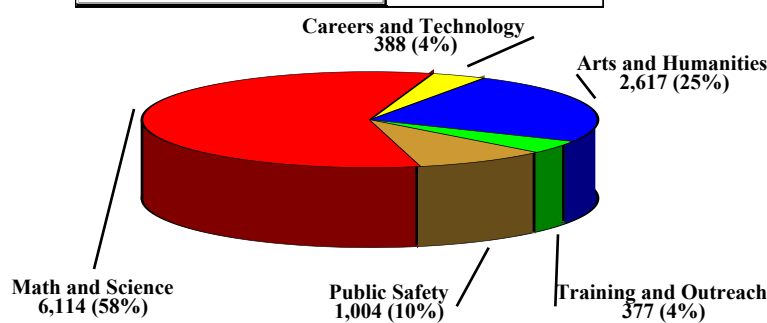
Financial Aid Recipients

FTYP DESC	FSRC DESC	COUNT
Grant	Federal	750
	State	152
Loan	Federal	251
	Private	2
Scholarship	Institutional	108
	Private	191
Workstudy	State	196
	Federal	13
	Institutional	13
	Private	3
<b>TOTAL</b>		<b>1,707</b>



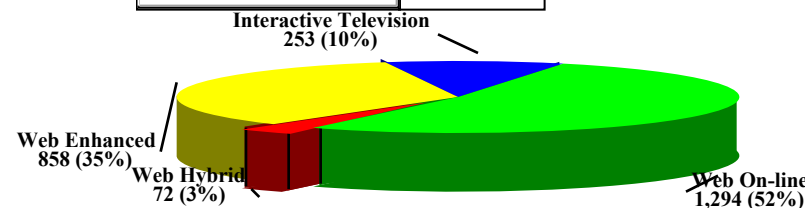
Division Headcount

DIVISION	HEADCOUNT
Arts and Humanities	2,617
Careers and Technology	388
Math and Science	6,114
Public Safety	1,004
Training and Outreach	377
<b>TOTAL</b>	<b>10,500</b>



Extended Learning

MTYP DESC	COUNT
Interactive Television	253
Web Enhanced	858
Web Hybrid	72
Web On-line	1,294
<b>TOTAL</b>	<b>2,477</b>



Remedial/Transitional Studies

TITLE	COUNT
Basic English Skills	11
Basic Mathematics	71
Basic Reading II	6
Developmental Reading	12
Elementary Algebra	153
English As a 2nd Language II Lab	8
English As a 2nd Language II	8
Reading Improvement	28
Review of English I	48
Review of English II	106
<b>TOTAL</b>	<b>451</b>

