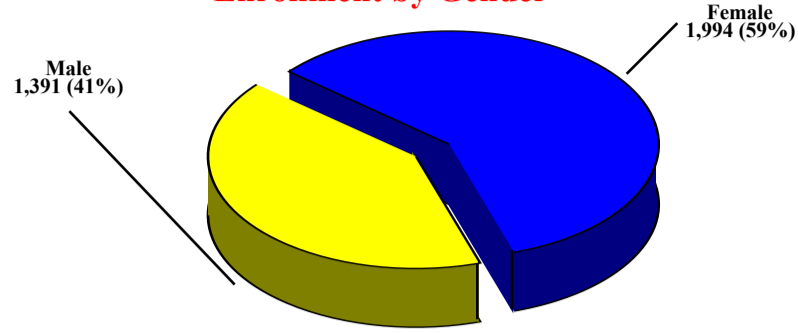





Enrollment by Gender and Dual Enrollment

GENDER	COUNT
Female	1,994
Male	1,391
TOTAL	3,385

Enrollment by Gender

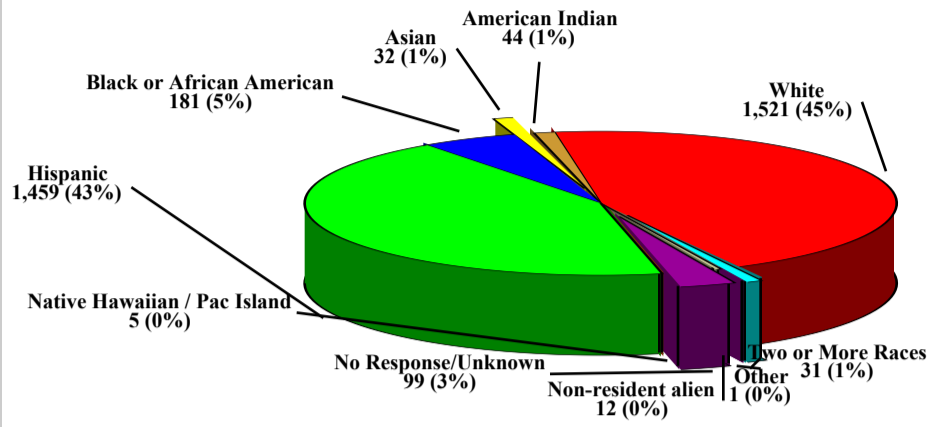


DUAL ENROLLMENT	COUNT	TOTAL CR HRS
Dual High School	555	3,906
TOTAL	555	3,906



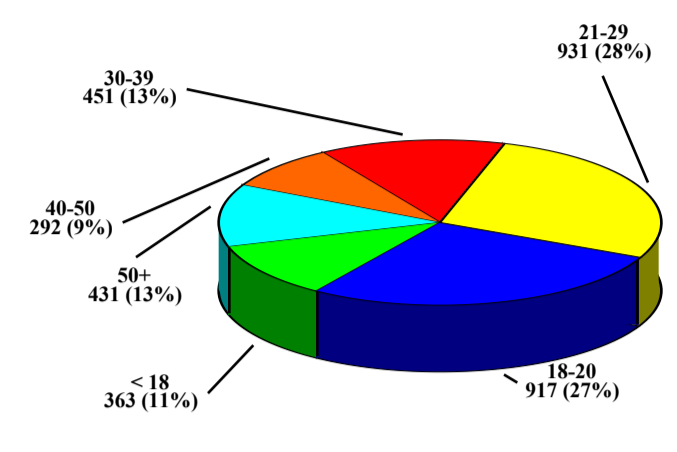
Enrollment by Ethnicity

ETHNICITY	COUNT
American Indian	44
Asian	32
Black or African American	181
Hispanic	1,459
Native Hawaiian / Pac Island	5
No Response/Unknown	99
Non-resident alien	12
Other	1
Two or More Races	31
White	1,521
TOTAL	3,385



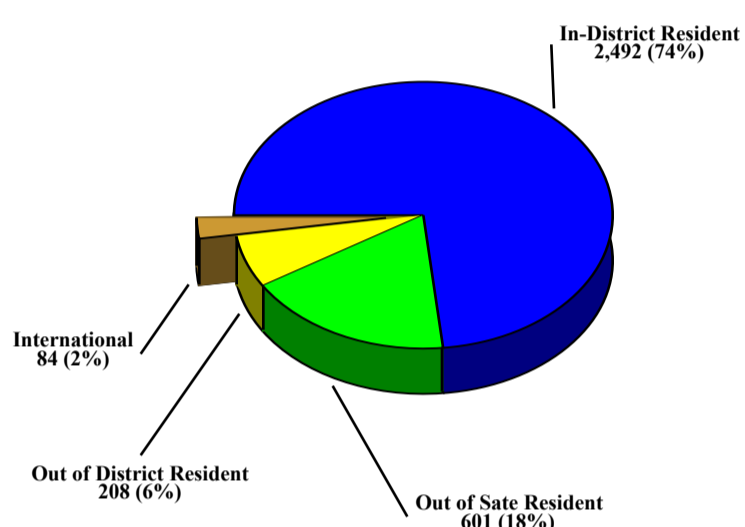
Enrollment by Age

AGE RANGE	COUNT
< 18	363
18-20	917
21-29	931
30-39	451
40-50	292
50+	431
TOTAL	3,385



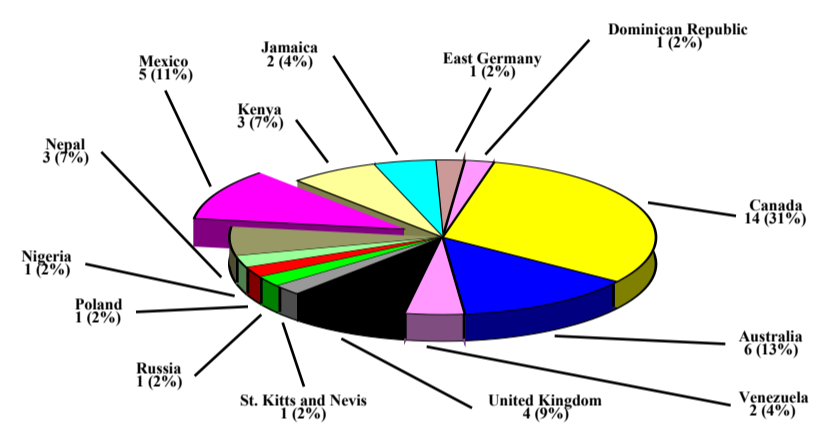
Enrollment by Residency

RESIDENCY	COUNT
In-District Resident	2,492
Out of District Resident	208
Out of State Resident	601
International	84
TOTAL	3,385



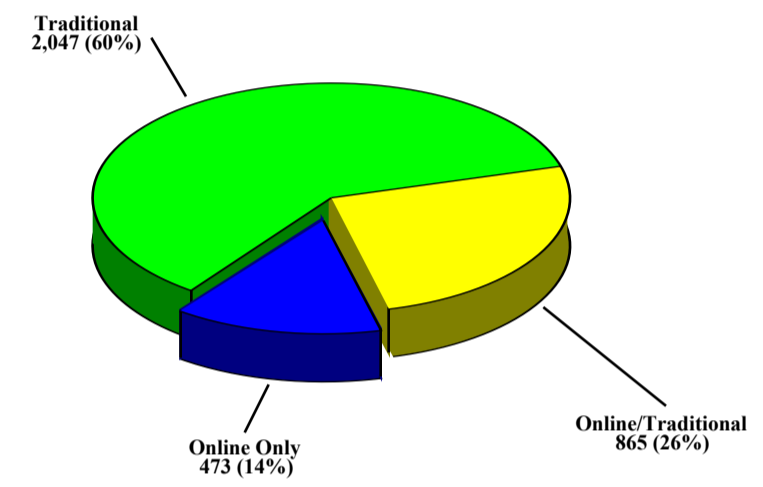
Enrollment by Nation

NATION	COUNT
Australia	6
Canada	14
Dominican Republic	1
East Germany	1
Jamaica	2
Kenya	3
Mexico	5
Nepal	3
Nigeria	1
Poland	1
Russia	1
St. Kitts and Nevis	1
United Kingdom	4
United States of America	3,340
Venezuela	2
TOTAL	3,385



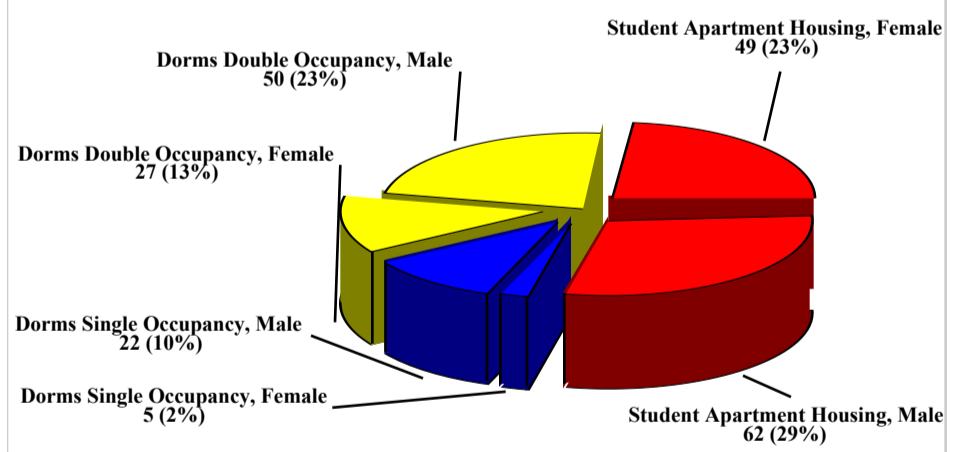
Enrollment by Meeting Type

MEETING TYPE	COUNT
Online Only	473
Online/Traditional	865
Traditional	2,047
TOTAL	3,385



Student Housing Population

DETAIL DESC	GENDER	COUNT
Dorms Double Occupancy	Male	50
	Female	27
	Count Distinct	77
Dorms Single Occupancy	Male	22
	Female	5
	Count Distinct	27
Student Apartment Housing	Male	62
	Female	49
	Count Distinct	111
TOTAL		215

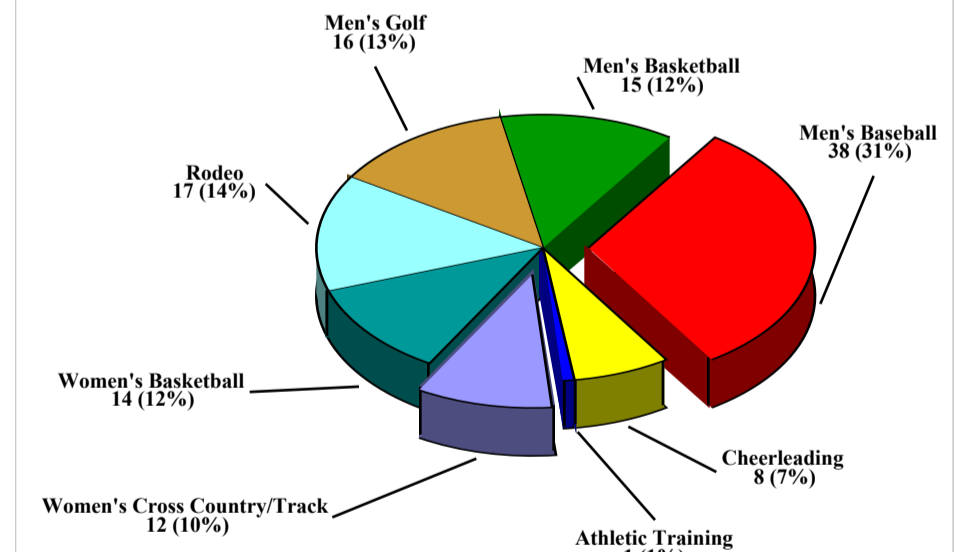


Tuition, Fees, & Housing Costs

DCAT CODE	DESCRIPTION	CREDIT HOURS	AMOUNT
FEE	Additional class schedule copies		1.00
	Dishonored check fee		25.00
	General Usage Fee	per credit hour	15.00
	Graduation Fee (grad semester only)		25.00
	Transcript Fee (first one free)		2.00
HOUSING	Apartment (Single Room)		1,700.00
	Apartment 7 Meals (optional)		600.00
	Application Fee (non-refundable)		25.00
	Double Occupancy/15 Meals		1,975.00
	Double Occupancy/19 Meals		2,025.00
TUITION	Single Occupancy/15 Meals		2,350.00
	Single Occupancy/19 Meals		2,400.00
	In-District Tuition	1 to 11 (per hour)	32.00
		12 or more hours	384.00
	Out-Of-District Tuition	1 to 11 (per hour)	51.00
	12 or more hours	612.00	
Out-of-State Tuition	1 to 11 (per hour)	56.00	
	12 or more hours	672.00	

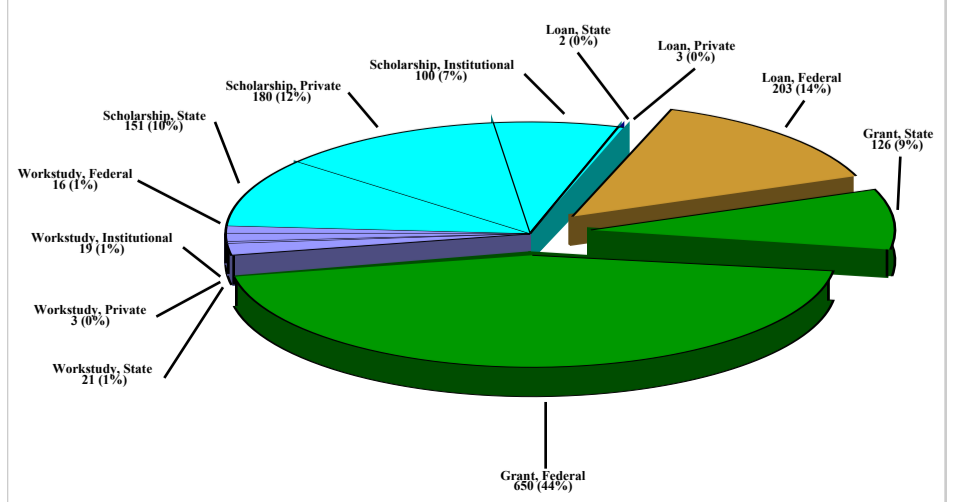
Athletics

SPORT	COUNT
Athletic Training	1
Cheerleading	8
Men's Baseball	38
Men's Basketball	15
Men's Golf	16
Rodeo	17
Women's Basketball	14
Women's Cross Country/Track	12
TOTAL	121



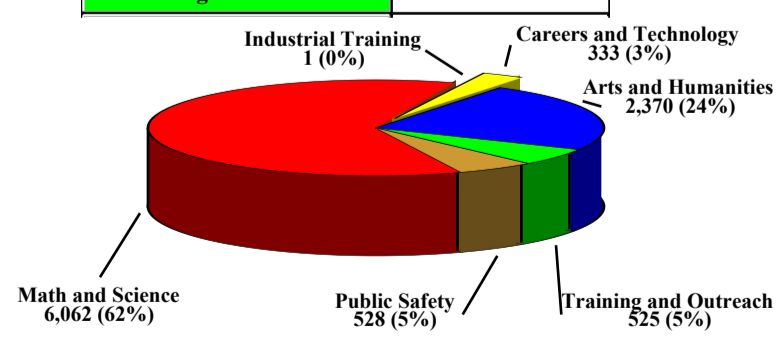
Financial Aid Recipients

FTYP DESC	FSRC DESC	COUNT
Grant	Federal	650
	State	126
Loan	Federal	203
	Private	3
	State	2
Scholarship	Institutional	100
	Private	180
	State	151
Workstudy	Federal	16
	Institutional	19
	Private	3
	State	21
TOTAL		1,474



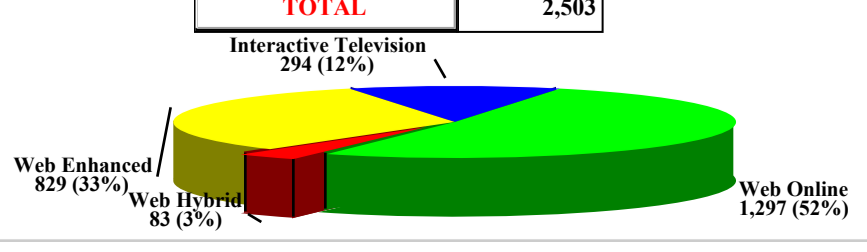
Division Headcount

DIVISION	HEADCOUNT
Arts and Humanities	2,370
Careers and Technology	333
Industrial Training	1
Math and Science	6,062
Public Safety	528
Training and Outreach	525



Extended Learning

MTYP DESC	COUNT
Interactive Television	294
Web Enhanced	829
Web Hybrid	83
Web Online	1,297
TOTAL	2,503



Remedial/Transitional Studies

TITLE	COUNT
Basic English Skills	6
Basic Mathematics	80
Basic Reading II	10
Developmental Reading	15
Elementary Algebra	115
English As a 2nd Language II Lab	14
English As a 2nd Language II	14
Reading Improvement	25
Review of English I	28
Review of English II	84
TOTAL	391

