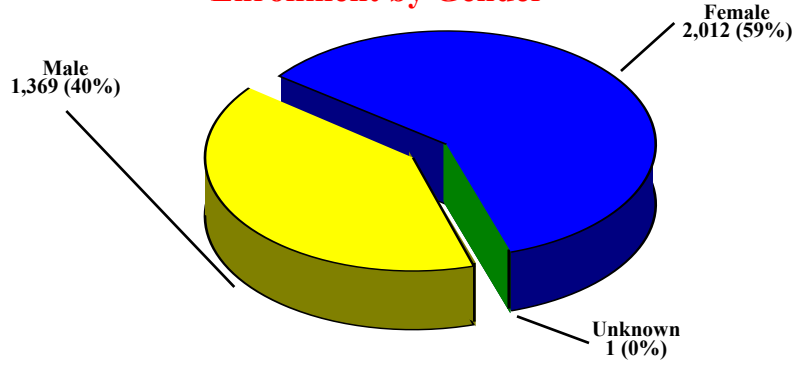




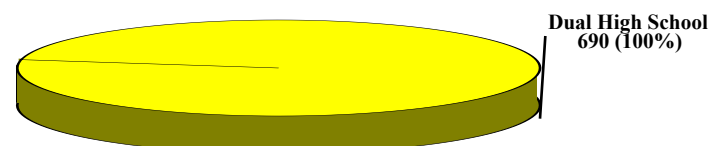
Enrollment by Gender and Dual Enrollment

GENDER	COUNT
Female	2,012
Male	1,369
Unknown	1
TOTAL	3,382

Enrollment by Gender

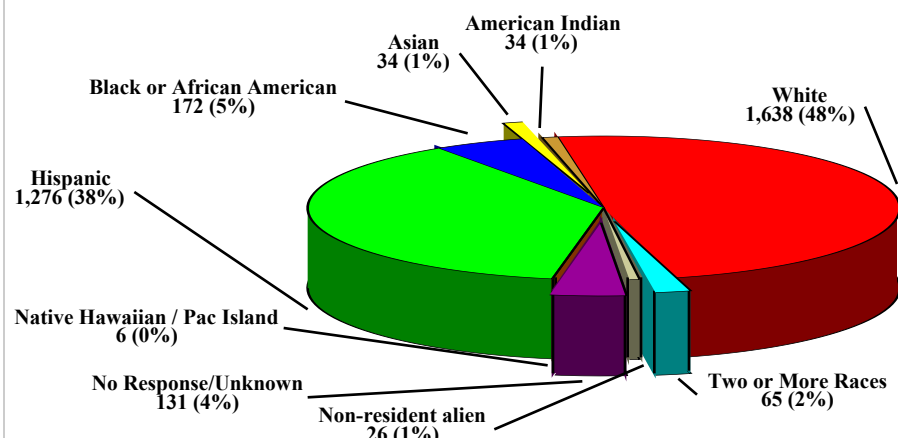


DUAL ENROLLMENT	COUNT	TOTAL CR HRS
Dual High School	690	4,699
TOTAL	690	4,699



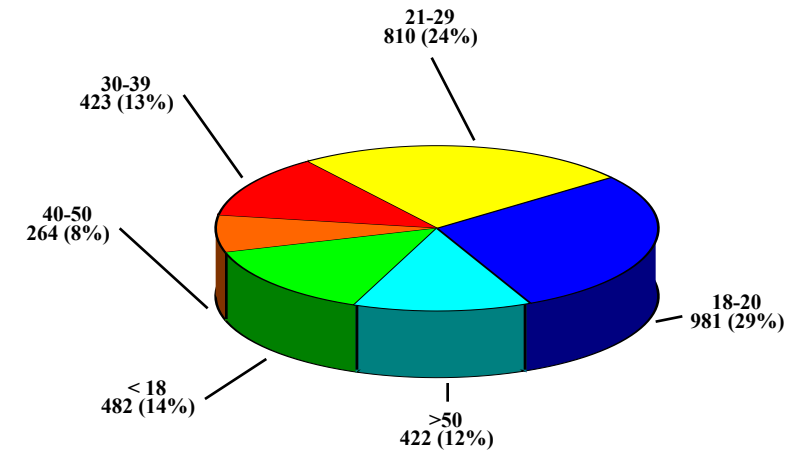
Enrollment by Ethnicity

ETHNICITY	COUNT
American Indian	34
Asian	34
Black or African American	172
Hispanic	1,276
Native Hawaiian / Pac Island	6
No Response/Unknown	131
Non-resident alien	26
Two or More Races	65
White	1,638
TOTAL	3,382



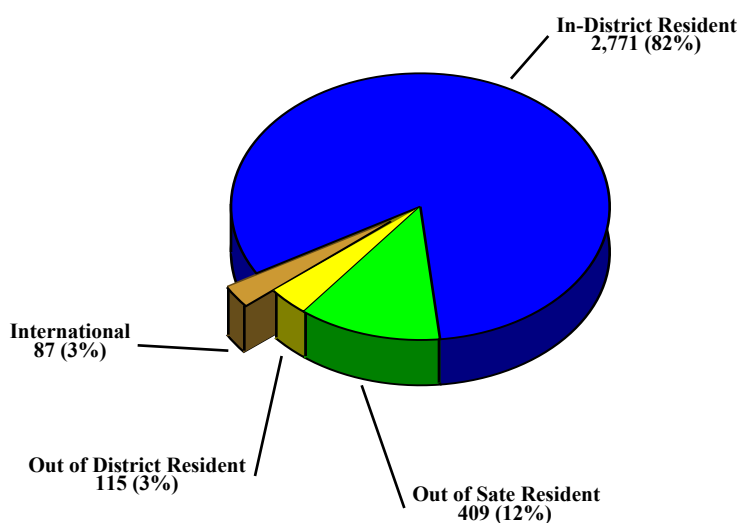
Enrollment by Age

AGE RANGE	COUNT
< 18	482
>50	422
18-20	981
21-29	810
30-39	423
40-50	264
TOTAL	3,382



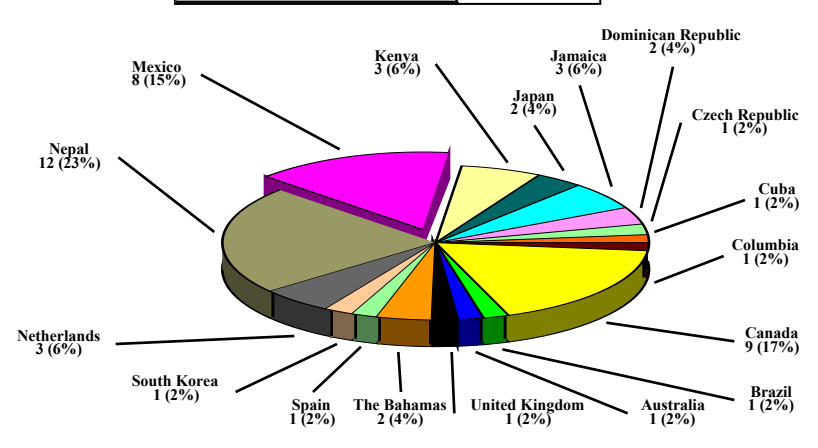
Enrollment by Residency

RESIDENCY	COUNT
In-District Resident	2,771
Out of District Resident	115
Out of State Resident	409
International	87
TOTAL	3,382



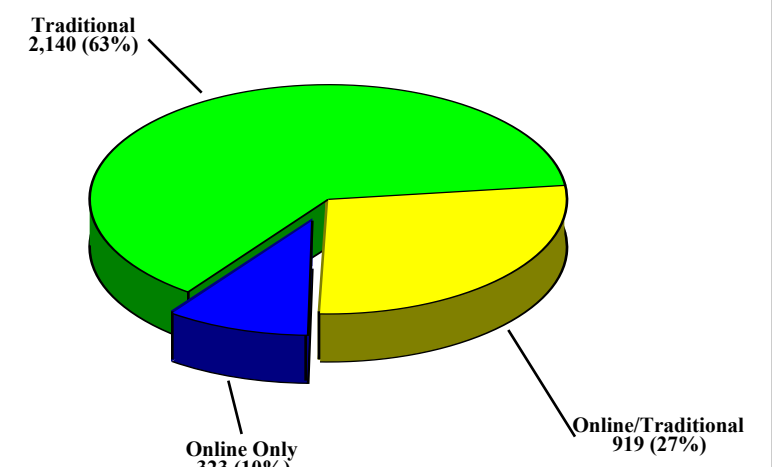
Enrollment by Nation

NATION	COUNT
Australia	1
Brazil	1
Canada	9
Columbia	1
Cuba	1
Czech Republic	1
Dominican Republic	2
Jamaica	3
Japan	2
Kenya	3
Mexico	8
Nepal	12
Netherlands	3
South Korea	1
Spain	1
The Bahamas	2
United Kingdom	1
United States of America	3,330
TOTAL	3,382



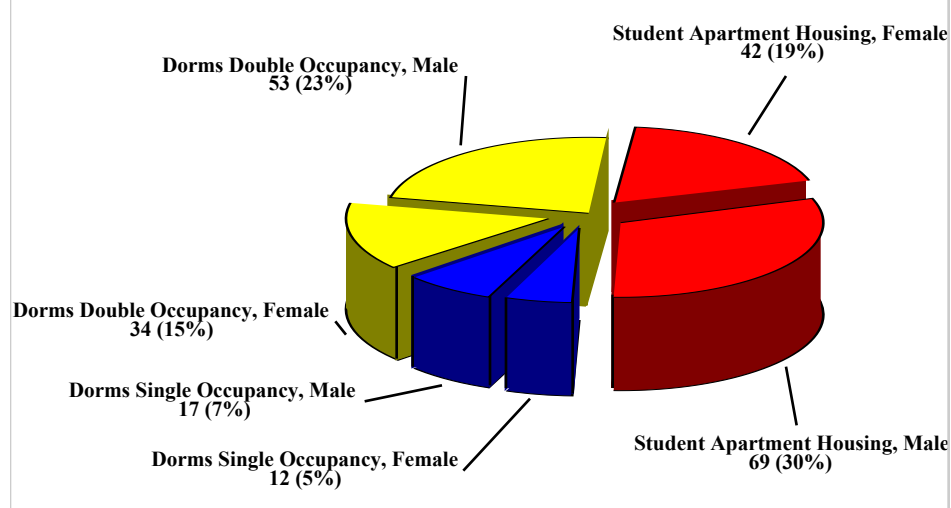
Enrollment by Meeting Type

MEETING TYPE	COUNT
Online Only	323
Online/Traditional	919
Traditional	2,140
TOTAL	3,382



Student Housing Population

DETAIL DESC	GENDER	COUNT
Dorms Double Occupancy	Male	53
	Female	34
Count Distinct		87
Dorms Single Occupancy	Male	17
	Female	12
Count Distinct		29
Student Apartment Housing	Male	69
	Female	42
Count Distinct		111
TOTAL		227

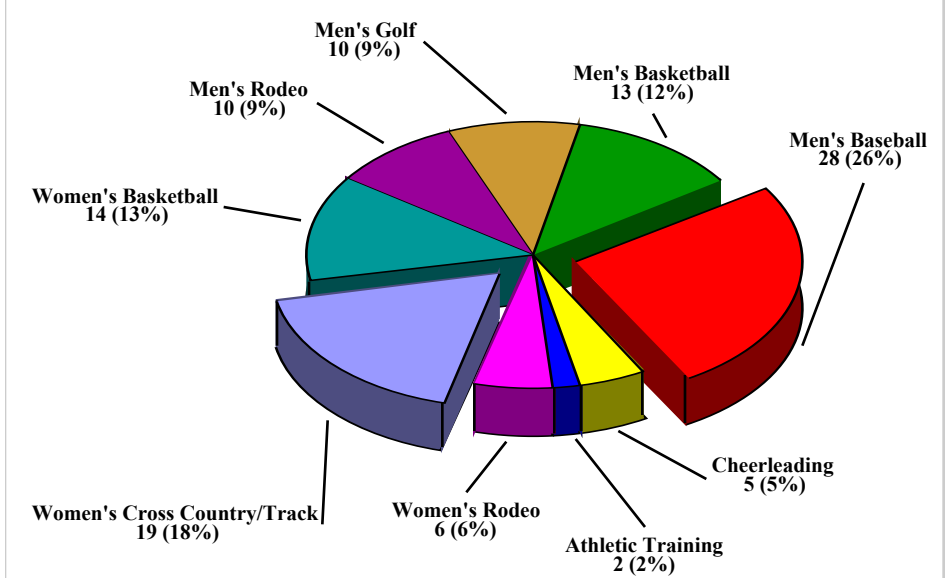


Tuition, Fees, & Housing Costs

DCAT CODE	DESCRIPTION	CREDIT HOURS	AMOUNT
FEE	Additional class schedule copies		1.00
	Dishonored check fee		25.00
	General Usage Fee	per credit hour	15.00
	Graduation Fee (grad semester only)		25.00
	Transcript Fee (first one free)		2.00
HOUSING	Apartment (Single Room)		1,700.00
	Apartment 7 Meals (optional)		475.00
	Application Fee (non-refundable)		25.00
	Double Occupancy/15 Meals		1,800.00
	Double Occupancy/19 Meals		1,875.00
	Single Occupancy/15 Meals		2,175.00
Single Occupancy/19 Meals		2,250.00	
TUITION	In-District Tuition	1 to 11 (per hour)	29.00
	In-District Tuition	12 or more hours	348.00
	Out-Of-District Tuition	1 to 11 (per hour)	47.00
	Out-Of-District Tuition	12 or more hours	564.00
TUITION	Out-of-State Tuition	1 to 11 (per hour)	52.00
	Out-of-State Tuition	12 or more hours	624.00

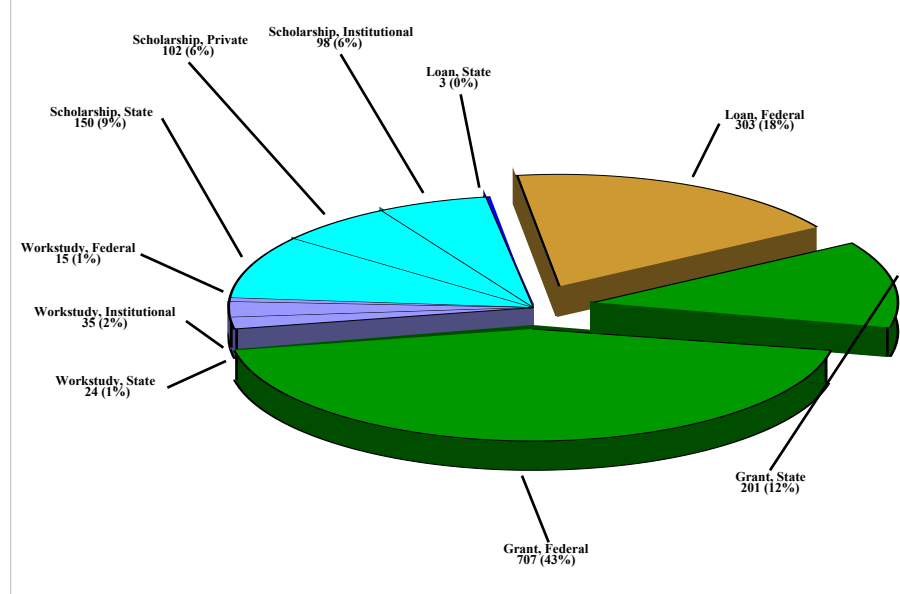
Athletics

SPORT	COUNT
Athletic Training	2
Cheerleading	5
Men's Baseball	28
Men's Basketball	13
Men's Golf	10
Men's Rodeo	10
Women's Basketball	14
Women's Cross Country/Track	19
Women's Rodeo	6
TOTAL	107



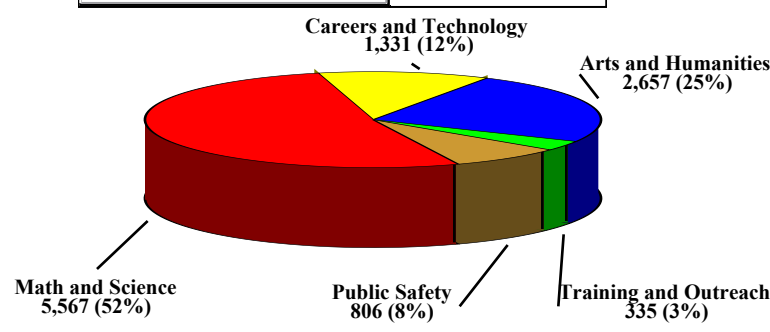
Financial Aid Recipients

FTYP DESC	FSRC DESC	COUNT
Grant	Federal	707
	State	201
Loan	Federal	303
	State	3
Scholarship	Institutional	98
	Private	102
Scholarship	State	150
	Federal	15
Workstudy	Institutional	35
	State	24
TOTAL		1,638



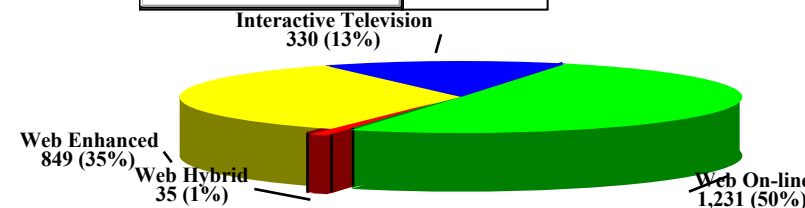
Division Headcount

DIVISION	HEADCOUNT
Arts and Humanities	2,657
Careers and Technology	1,331
Math and Science	5,567
Public Safety	806
Training and Outreach	335
TOTAL	10,696



Extended Learning

MTYP DESC	COUNT
Interactive Television	330
Web Enhanced	849
Web Hybrid	35
Web On-line	1,231
TOTAL	2,445



Remedial/Transitional Studies

TITLE	COUNT
Basic English Skills	12
Basic Mathematics	112
Basic Reading II	9
College Preparatory Reading	3
Developmental Reading	22
Elementary Algebra	155
English As 2nd Language 2 Lab	11
English As a Second Language 2	11
Reading Improvement	39
Review of English I	53
Review of English II	92
TOTAL	519

