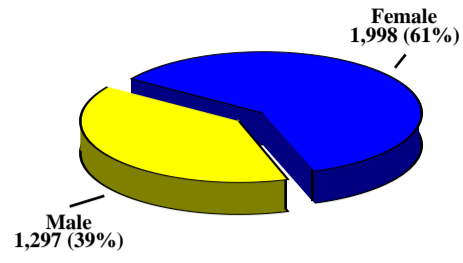


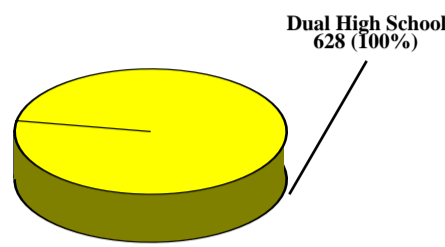


Enrollment by Gender and Dual Enrollment

GENDER	COUNT
Female	1,998
Male	1,297
TOTAL	3,295

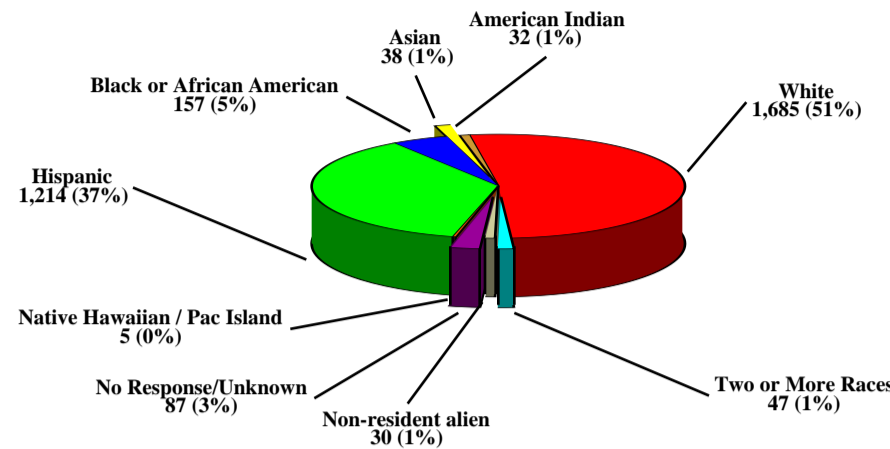


DUAL ENROLLMENT	COUNT	TOTAL CR HRS
Dual High School	628	3,653
TOTAL	628	3,653



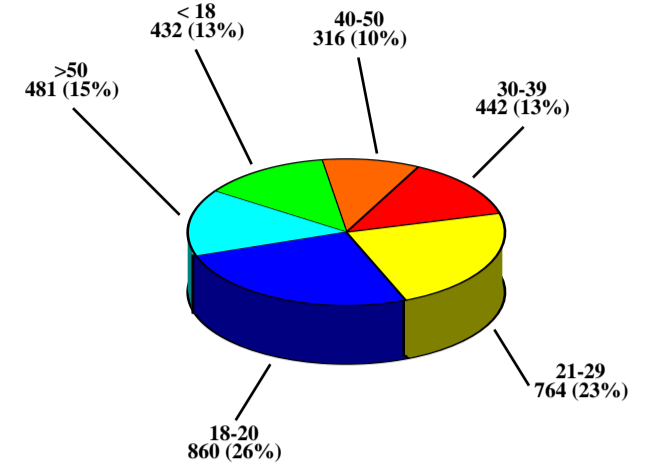
Enrollment by Ethnicity

ETHNICITY	COUNT
American Indian	32
Asian	38
Black or African American	157
Hispanic	1,214
Native Hawaiian / Pac Island	5
No Response/Unknown	87
Non-resident alien	30
Two or More Races	47
White	1,685
TOTAL	3,295



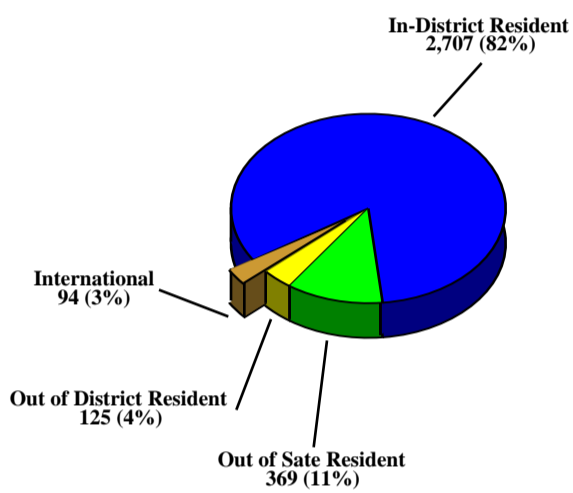
Enrollment by Age

AGE RANGE	COUNT
< 18	432
18-20	860
21-29	764
30-39	442
40-50	316
>50	481
TOTAL	3,295



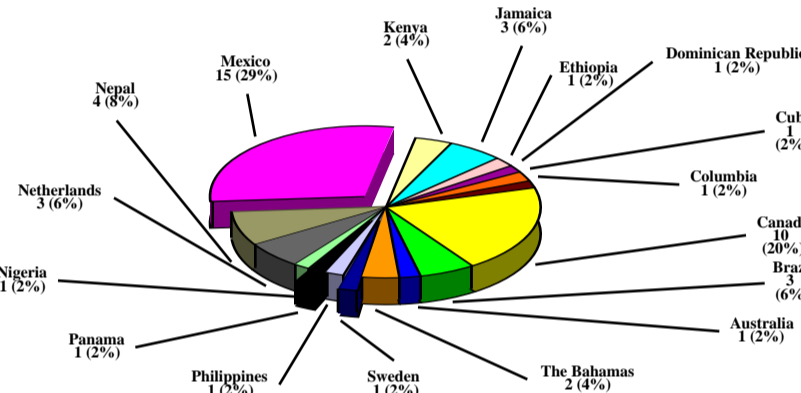
Enrollment by Residency

RESIDENCY	COUNT
In-District Resident	2,707
Out of District Resident	125
Out of State Resident	369
International	94
TOTAL	3,295



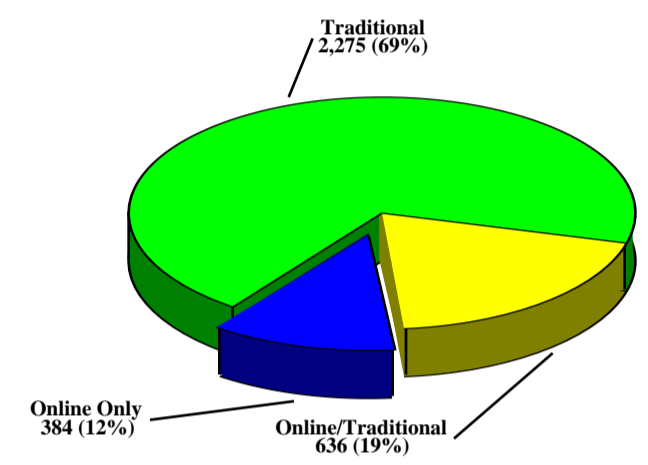
Enrollment by Nation

NATION	COUNT
Australia	1
Brazil	3
Canada	10
Columbia	1
Cuba	1
Dominican Republic	1
Ethiopia	1
Jamaica	3
Kenya	2
Mexico	15
Nepal	4
Netherlands	3
Nigeria	1
Panama	1
Philippines	1
Sweden	1
The Bahamas	2
United States of America	3,244



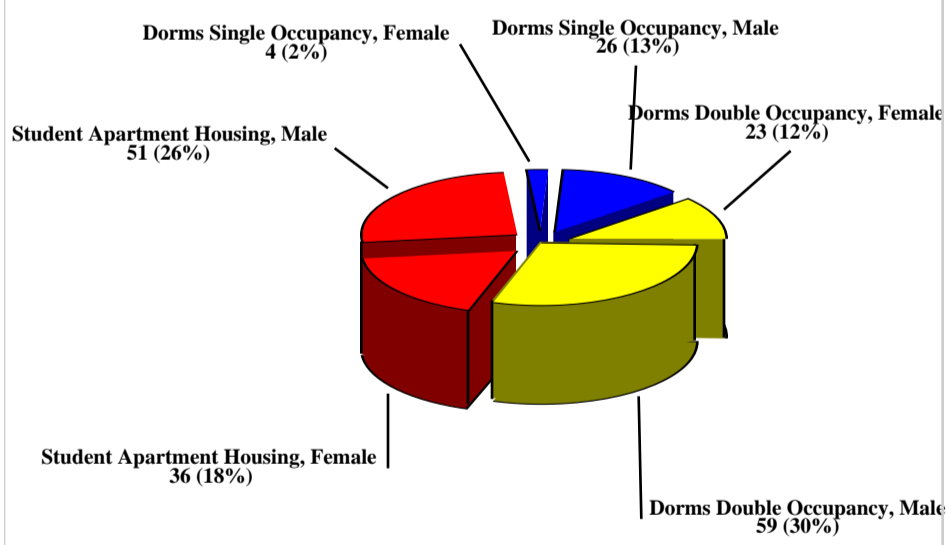
Enrollment by Meeting Type

MEETING TYPE	COUNT
Online Only	384
Online/Traditional	636
Traditional	2,275
TOTAL	3,295



Student Housing Population

DETAIL DESC	GENDER	COUNT
Dorms Double Occupancy	Male	59
	Female	23
	Count Distinct	82
Dorms Single Occupancy	Male	26
	Female	4
	Count Distinct	30
Student Apartment Housing	Male	51
	Female	36
	Count Distinct	87
TOTAL		199

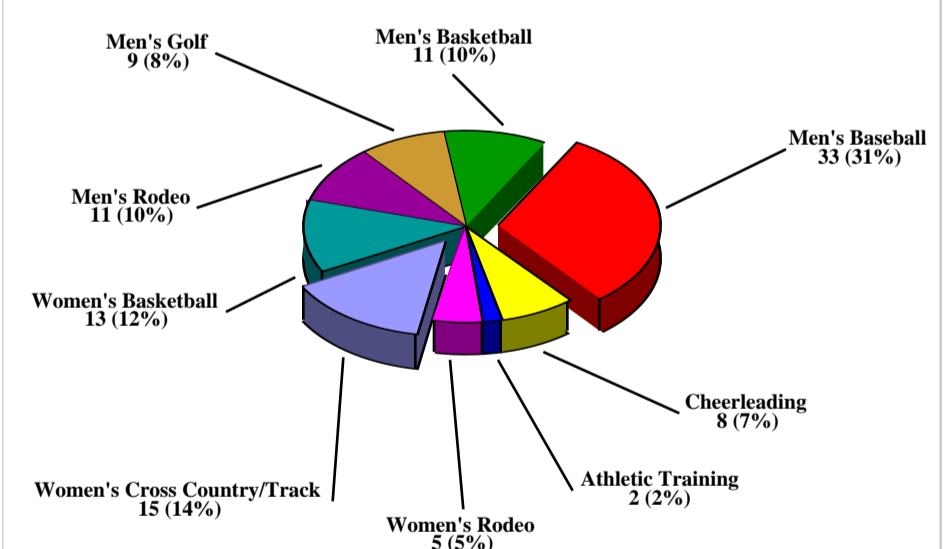


Tuition, Fees, & Housing Costs

DCAT CODE	DESCRIPTION	CREDIT HOURS	AMOUNT
FEE	Additional class schedule copies		1.00
	Dishonored check fee		25.00
	General Usage Fee	per credit hour	15.00
	Graduation Fee (grad semester only)		25.00
	Transcript Fee (first one free)		2.00
HOUSING	Apartment (Single Room)		1,700.00
	Apartment 7 Meals (optional)		475.00
	Application Fee (non-refundable)		25.00
	Double Occupancy/15 Meals		1,800.00
	Double Occupancy/19 Meals		1,875.00
TUITION	Single Occupancy/15 Meals		2,175.00
	Single Occupancy/19 Meals		2,250.00
	In-District Tuition	1 to 11 (per hour)	29.00
		12 or more hours	348.00
	Out-Of-District Tuition	1 to 11 (per hour)	47.00
	12 or more hours	564.00	
	Out-of-State Tuition	1 to 11 (per hour)	52.00
		12 or more hours	624.00

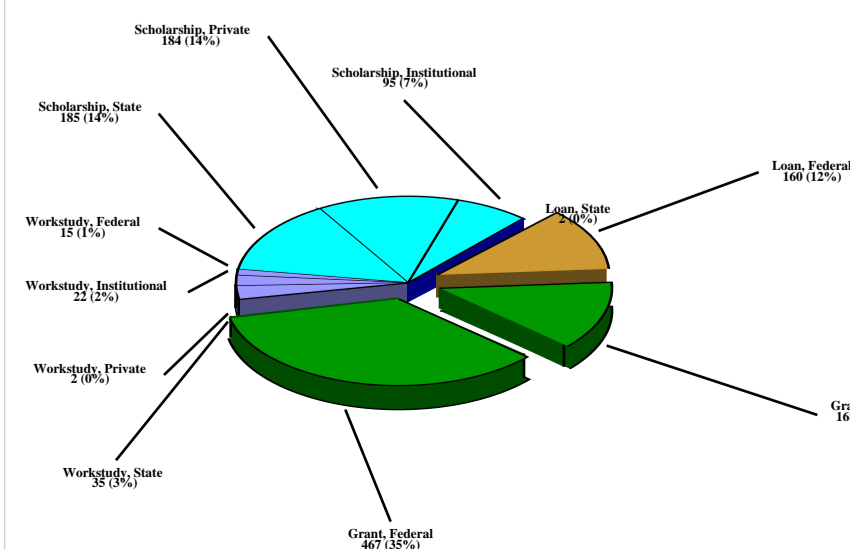
Athletics

SPORT	COUNT
Athletic Training	2
Cheerleading	8
Men's Baseball	33
Men's Basketball	11
Men's Golf	9
Men's Rodeo	11
Women's Basketball	13
Women's Cross Country/Track	15
Women's Rodeo	5
TOTAL	107



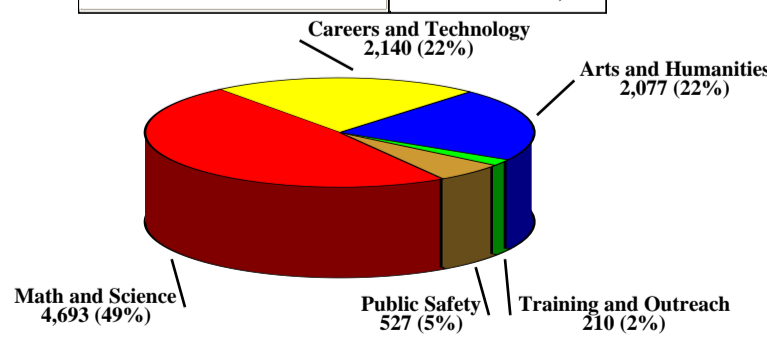
Financial Aid Recipients

FTYP DESC	FSRC DESC	COUNT
Grant	Federal	467
	State	168
Loan	Federal	160
	State	2
Scholarship	Institutional	95
	Private	184
	State	185
Workstudy	Federal	15
	Institutional	22
	Private	2
	State	35
TOTAL		1,335



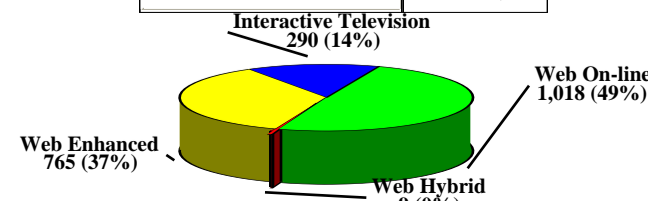
Division Headcount

DIVISION	HEADCOUNT
Arts and Humanities	2,077
Careers and Technology	2,140
Math and Science	4,693
Public Safety	527
Training and Outreach	210
TOTAL	9,647



Extended Learning

MTYP DESC	COUNT
Interactive Television	290
Web Enhanced	765
Web Hybrid	9
Web On-line	1,018
TOTAL	2,082



Remedial/Transitional Studies

TITLE	COUNT
Basic English Skills	2
Basic Mathematics	64
Basic Reading II	10
College Preparatory Reading	13
Developmental Reading	19
Elementary Algebra	115
English As 2nd Language 2 Lab	19
English As a Second Language 2	19
Reading Improvement	38
Review of English I	51
Review of English II	73
TOTAL	423

