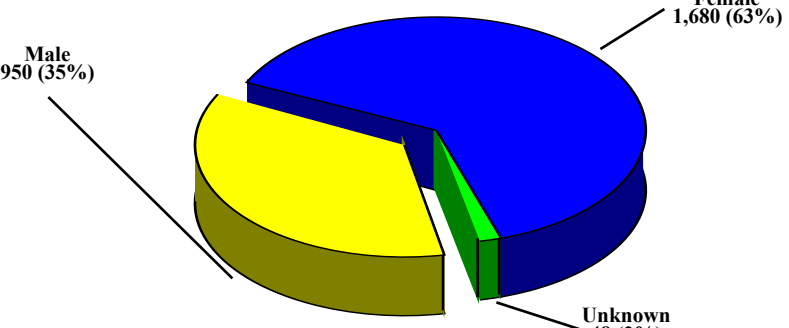





Enrollment by Gender and Dual Enrollment

GENDER	COUNT
Female	1,680
Male	950
Unknown	48
<b>TOTAL</b>	<b>2,678</b>

Enrollment by Gender

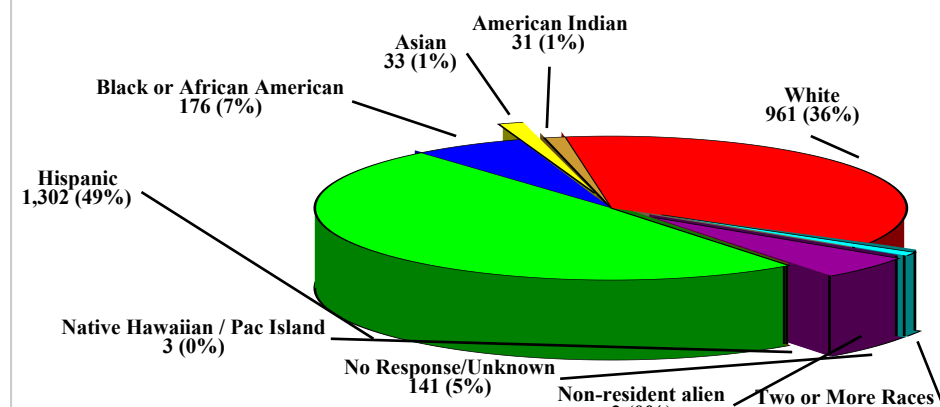


DUAL ENROLLMENT	COUNT	TOTAL CR HRS
Dual High School	534	3,822
<b>TOTAL</b>	<b>534</b>	<b>3,822</b>



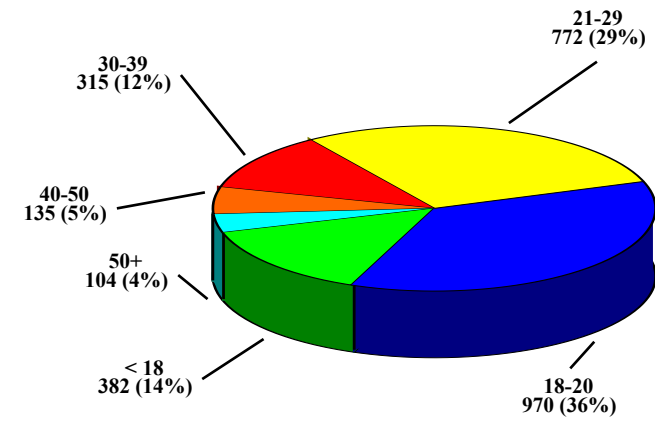
Enrollment by Ethnicity

ETHNICITY	COUNT
American Indian	31
Asian	33
Black or African American	176
Hispanic	1,302
Native Hawaiian / Pac Island	3
No Response/Unknown	141
Non-resident alien	2
Two or More Races	29
White	961
<b>TOTAL</b>	<b>2,678</b>



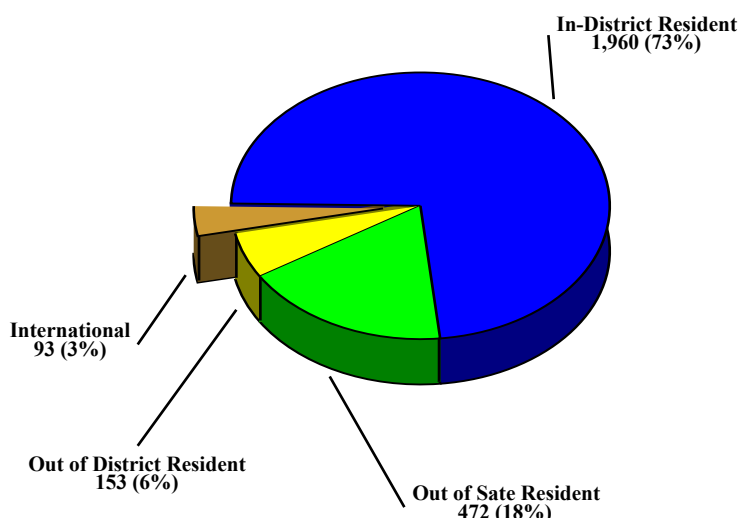
Enrollment by Age

AGE RANGE	COUNT
< 18	382
18-20	970
21-29	772
30-39	315
40-50	135
50+	104
<b>TOTAL</b>	<b>2,678</b>



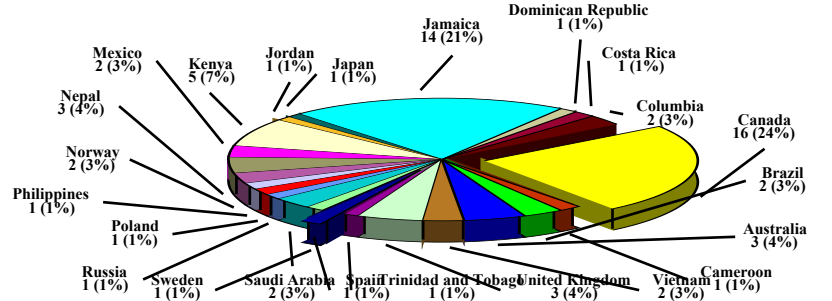
Enrollment by Residency

RESIDENCY	COUNT
In-District Resident	1,960
Out of District Resident	153
Out of State Resident	472
International	93
<b>TOTAL</b>	<b>2,678</b>



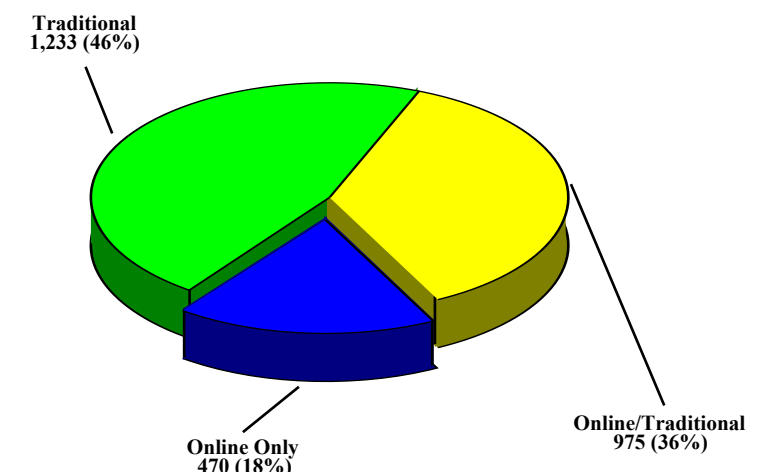
Enrollment by Nation

NATION	COUNT
Australia	3
Brazil	2
Cameroon	1
Canada	16
Columbia	2
Costa Rica	1
Dominican Republic	1
Jamaica	14
Japan	1
Jordan	1
Kenya	5
Mexico	2
Nepal	3
Norway	2
Philippines	1
Poland	1
Russia	1
Saudi Arabia	2
Spain	1
Sweden	1
Trinidad and Tobago	1
United Kingdom	3



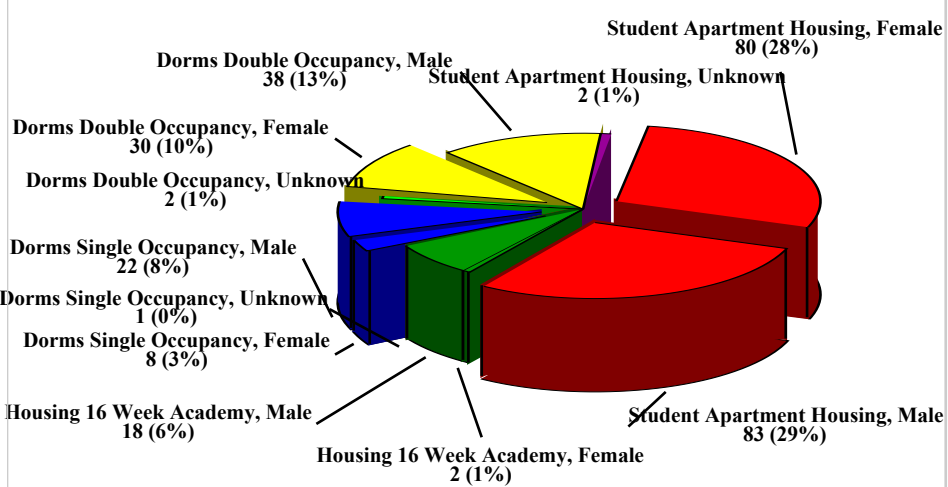
Enrollment by Meeting Type

MEETING TYPE	COUNT
Online Only	470
Online/Traditional	975
Traditional	1,233
<b>TOTAL</b>	<b>2,678</b>



Student Housing Population

DETAIL DESC	GENDER	COUNT
Dorms Double Occupancy	Male	38
	Female	30
	Unknown	2
Dorms Single Occupancy	Male	22
	Female	8
	Unknown	1
Housing 16 Week Academy	Male	18
	Female	2
	Unknown	20
	Male	83

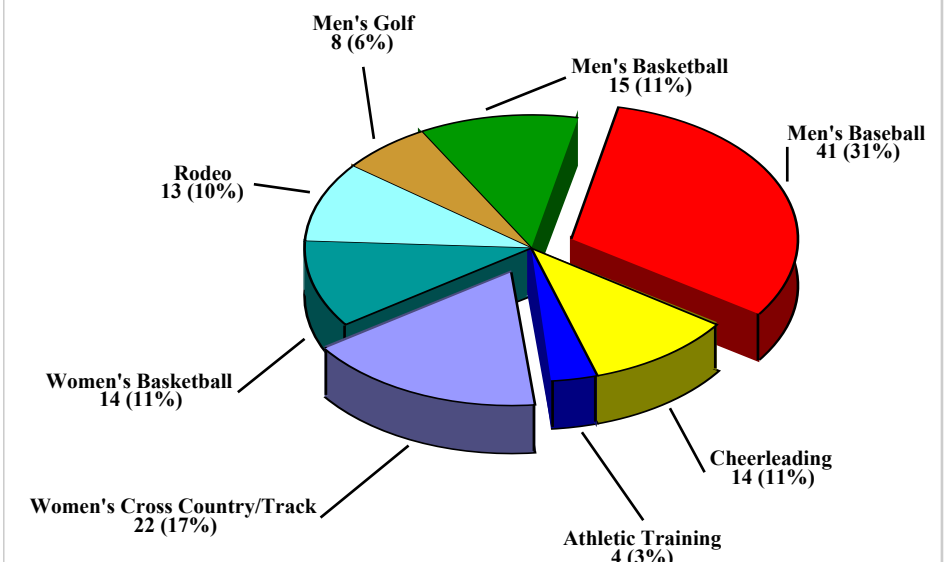


Tuition, Fees, & Housing Costs

DCAT CODE	DESCRIPTION	CREDIT HOURS	AMOUNT
FEE	Dishonored check fee		25.00
	General Usage Fee	per credit hour	17.00
	Transcript Fee		5.00
HOUSING	Apartment (Single Room)		1,700.00
	Apartment 7 Meals (optional)		650.00
	Application Fee (non-refundable)		25.00
	Double Occupancy/15 Meals		2,025.00
	Double Occupancy/19 Meals		2,075.00
TUITION	Single Occupancy/15 Meals		2,400.00
	Single Occupancy/19 Meals		2,450.00
	In-District Tuition	1 to 11 (per hour)	35.00
	Out-Of-District Tuition	12 or more hours	420.00
	1 to 11 (per hour)	54.00	
	12 or more hours	648.00	
	Out-of-State Tuition	1 to 11 (per hour)	62.00
		12 or more hours	744.00

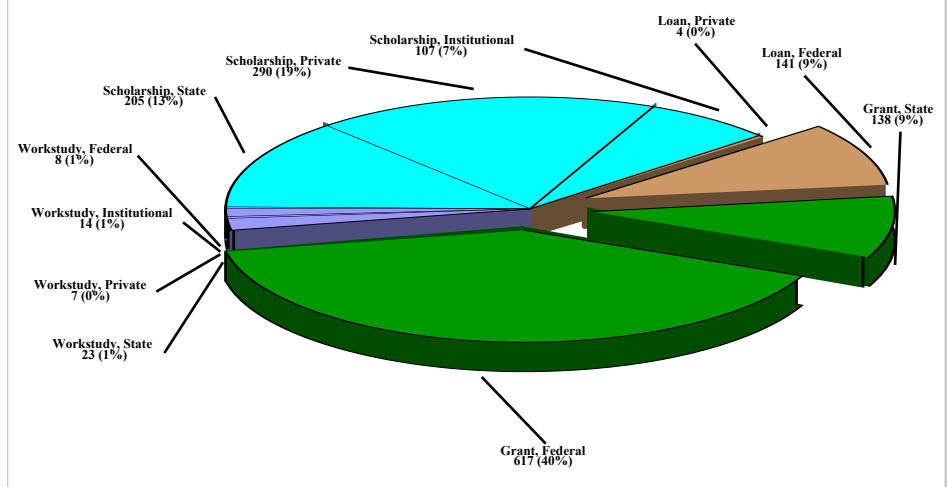
Athletics

SPORT	COUNT
Athletic Training	4
Cheerleading	14
Men's Baseball	41
Men's Basketball	15
Men's Golf	8
Rodeo	13
Women's Basketball	14
Women's Cross Country/Track	22
<b>TOTAL</b>	<b>131</b>



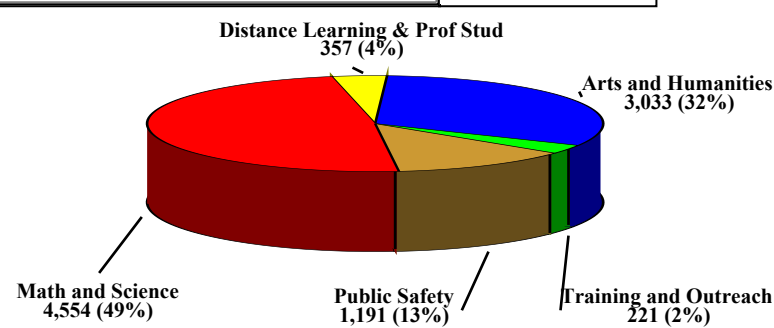
Financial Aid Recipients

FTYP DESC	FSRC DESC	COUNT
Grant	Federal	617
	State	138
Loan	Federal	141
	Private	4
Scholarship	Institutional	107
	Private	290
Workstudy	State	205
	Federal	8
	Institutional	14
	Private	7
	State	23
<b>TOTAL</b>		<b>1,554</b>



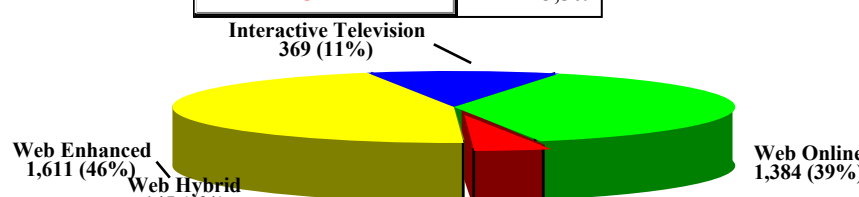
Division Headcount

DIVISION	HEADCOUNT
Arts and Humanities	3,033
Distance Learning & Prof Stud	357
Math and Science	4,554
Public Safety	1,191
Training and Outreach	221
<b>TOTAL</b>	<b>9,356</b>



Extended Learning

MTYP DESC	COUNT
Interactive Television	369
Web Enhanced	1,611
Web Hybrid	145
Web Online	1,384
<b>TOTAL</b>	<b>3,509</b>



Remedial/Transitional Studies

TITLE	COUNT
Basic English Skills	20
Basic Mathematics	96
Developmental Reading	20
Elementary Algebra	197
English as 2nd Lang I	26
English as 2nd Lang I Lab	25
Reading Improvement	17
Review of English I	84
Review of English II	99
<b>TOTAL</b>	<b>584</b>

