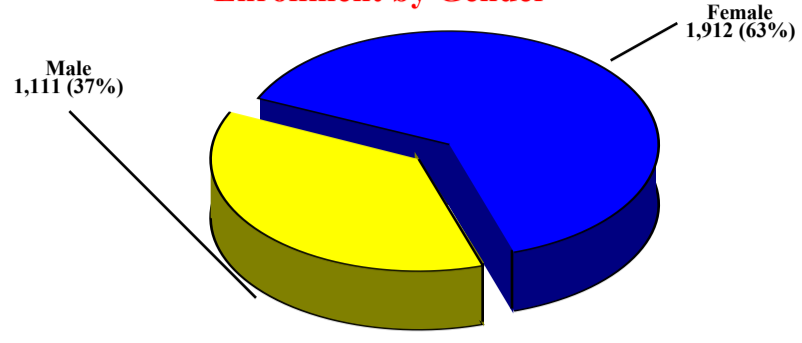




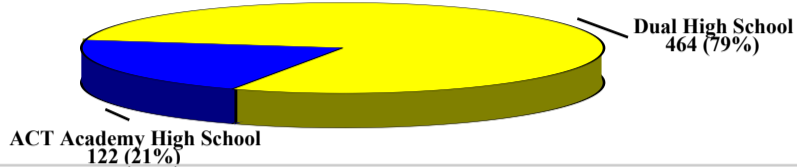
Enrollment by Gender and Dual Enrollment

GENDER	COUNT
Female	1,912
Male	1,111
TOTAL	3,023

Enrollment by Gender

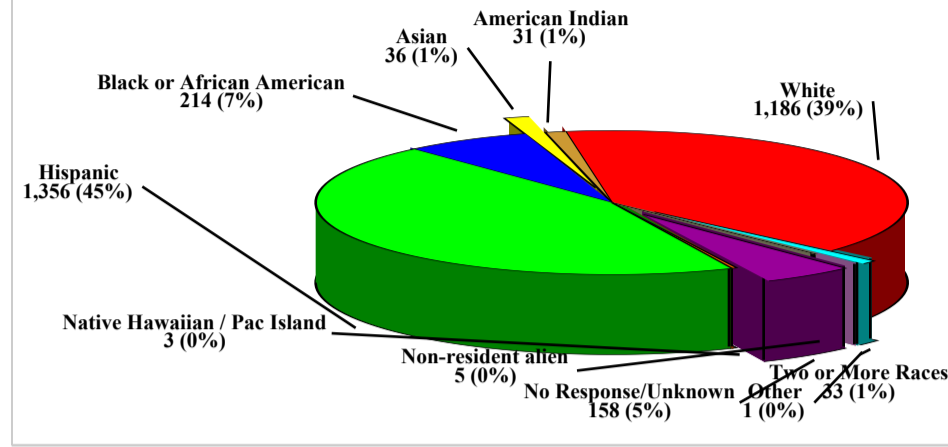


DUAL ENROLLMENT	COUNT	TOTAL CR HRS
ACT Academy High School	122	864
Dual High School	464	3,304



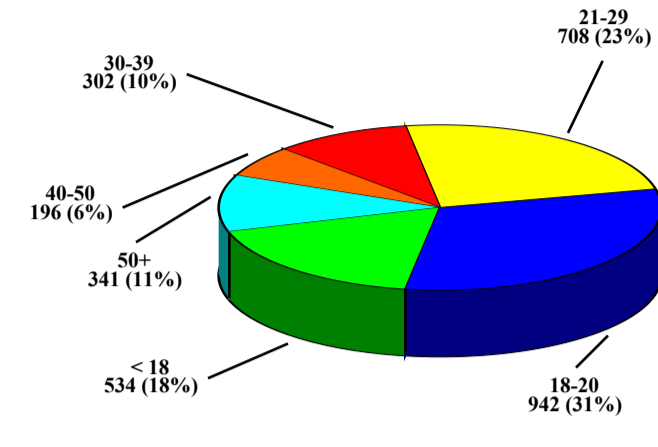
Enrollment by Ethnicity

ETHNICITY	COUNT
American Indian	31
Asian	36
Black or African American	214
Hispanic	1,356
Native Hawaiian / Pac Island	3
No Response/Unknown	158
Non-resident alien	5
Other	1
Two or More Races	33
White	1,186
TOTAL	3,023



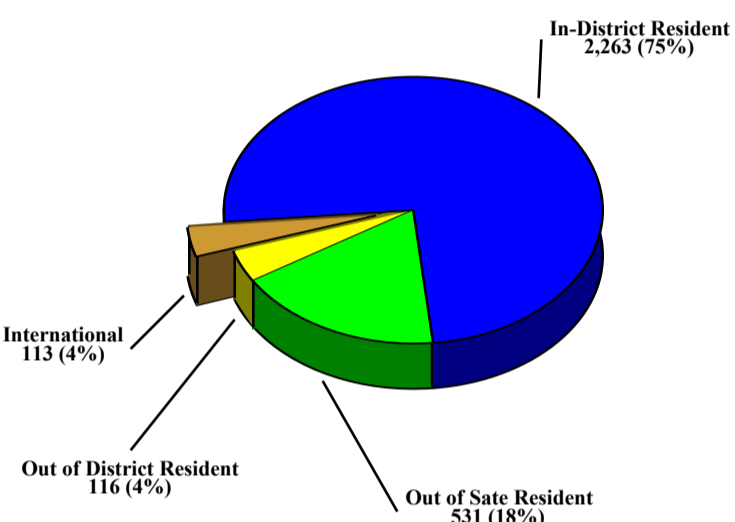
Enrollment by Age

AGE RANGE	COUNT
< 18	534
18-20	942
21-29	708
30-39	302
40-50	196
50+	341
TOTAL	3,023



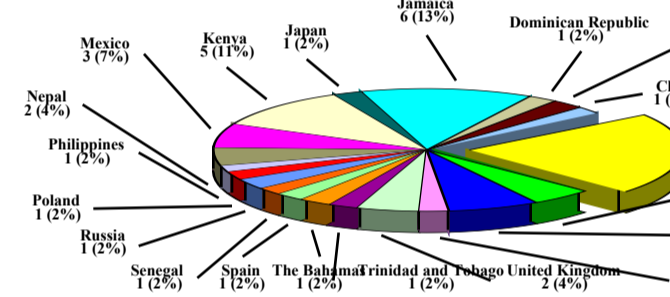
Enrollment by Residency

RESIDENCY	COUNT
In-District Resident	2,263
Out of District Resident	116
Out of State Resident	531
International	113
TOTAL	3,023



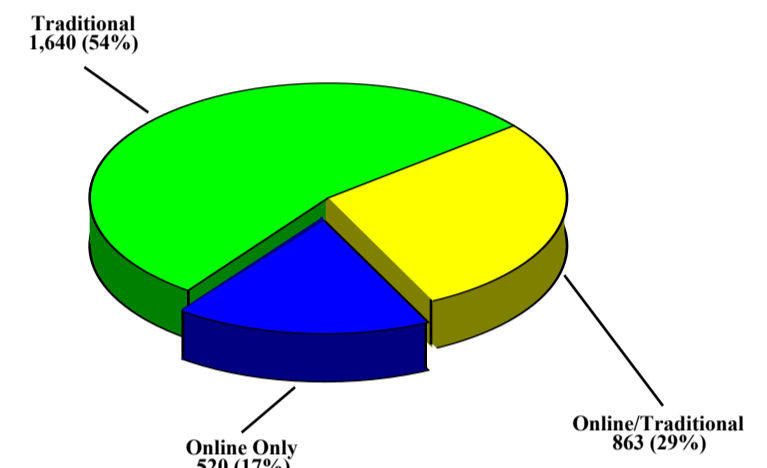
Enrollment by Nation

NATION	COUNT
Australia	3
Brazil	2
Canada	10
China	1
Columbia	1
Dominican Republic	1
Jamaica	6
Japan	1
Kenya	5
Mexico	3
Nepal	2
Philippines	1
Poland	1
Russia	1
Senegal	1
Spain	1
The Bahamas	1
Trinidad and Tobago	1
United Kingdom	2
United States of America	2,978
Venezuela	1
TOTAL	3,023



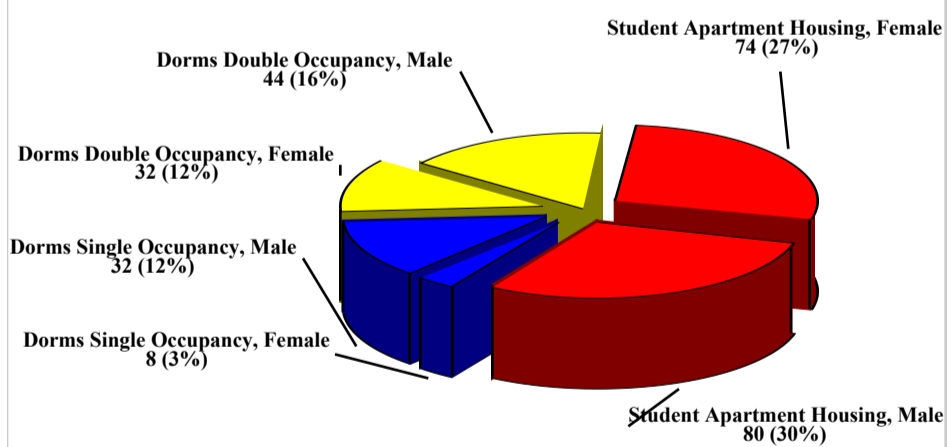
Enrollment by Meeting Type

MEETING TYPE	COUNT
Online Only	520
Online/Traditional	863
Traditional	1,640
TOTAL	3,023



Student Housing Population

DETAIL DESC	GENDER	COUNT
Dorms Double Occupancy	Male	44
	Female	32
	Count Distinct	76
Dorms Single Occupancy	Male	32
	Female	8
	Count Distinct	40
Student Apartment Housing	Male	80
	Female	74
	Count Distinct	154
TOTAL		270

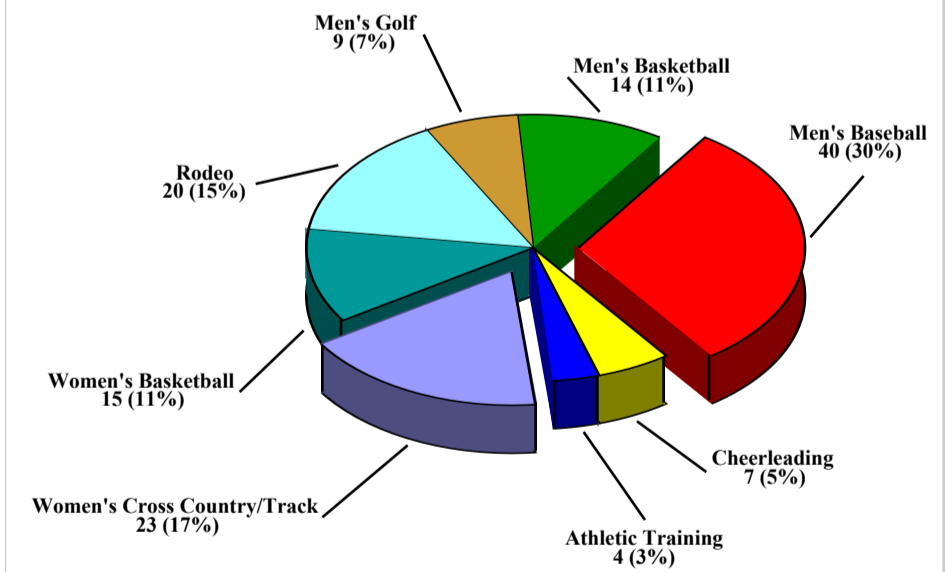


Tuition, Fees, & Housing Costs

DCAT CODE	DESCRIPTION	CREDIT HOURS	AMOUNT
FEE	Dishonored check fee		25.00
	General Usage Fee	per credit hour	17.00
	Transcript Fee		5.00
HOUSING	Apartment (Single Room)		1,700.00
	Apartment 7 Meals (optional)		650.00
	Application Fee (non-refundable)		25.00
	Double Occupancy/15 Meals		2,025.00
	Double Occupancy/19 Meals		2,075.00
TUITION	Single Occupancy/15 Meals		2,400.00
	Single Occupancy/19 Meals		2,450.00
	In-District Tuition	1 to 11 (per hour)	35.00
		12 or more hours	420.00
TUITION	Out-Of-District Tuition	1 to 11 (per hour)	54.00
		12 or more hours	648.00
	Out-of-State Tuition	1 to 11 (per hour)	62.00
	12 or more hours	744.00	

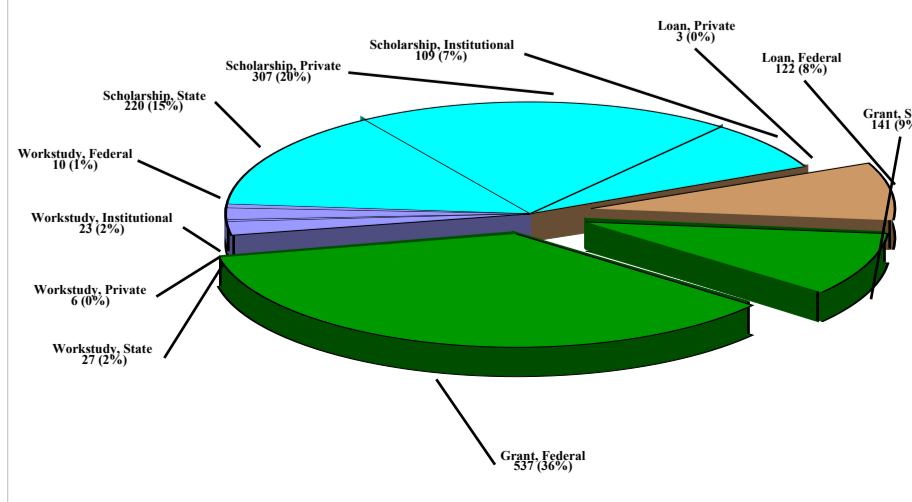
Athletics

SPORT	COUNT
Athletic Training	4
Cheerleading	7
Men's Baseball	40
Men's Basketball	14
Men's Golf	9
Rodeo	20
Women's Basketball	15
Women's Cross Country/Track	23
TOTAL	132



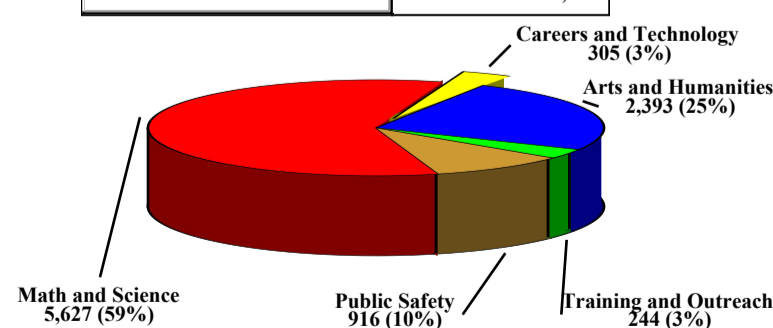
Financial Aid Recipients

FTYP DESC	FSRC DESC	COUNT
Grant	Federal	537
	State	141
Loan	Federal	122
	Private	3
Scholarship	Institutional	109
	Private	307
	State	220
Workstudy	Federal	10
	Institutional	23
	Private	6
	State	27
TOTAL		1,505



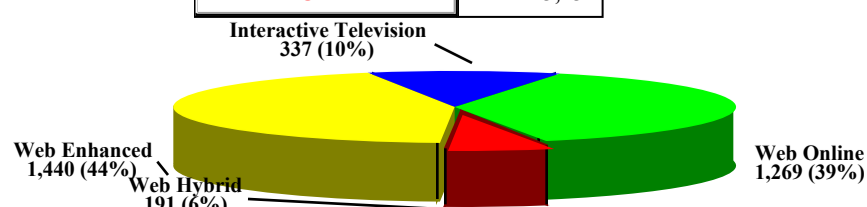
Division Headcount

DIVISION	HEADCOUNT
Arts and Humanities	2,393
Careers and Technology	305
Math and Science	5,627
Public Safety	916
Training and Outreach	244
TOTAL	9,485



Extended Learning

MTYP DESC	COUNT
Interactive Television	337
Web Enhanced	1,440
Web Hybrid	191
Web Online	1,269
TOTAL	3,237



Remedial/Transitional Studies

TITLE	COUNT
Basic English Skills	16
Basic Mathematics	71
Developmental Reading	15
Elementary Algebra	171
English as 2nd Lang I	17
English as 2nd Lang I Lab	17
English As 2nd Language II Lab	11
English As a 2nd Language II	11
Reading Improvement	14
Review of English I	53
Review of English II	122
TOTAL	518

