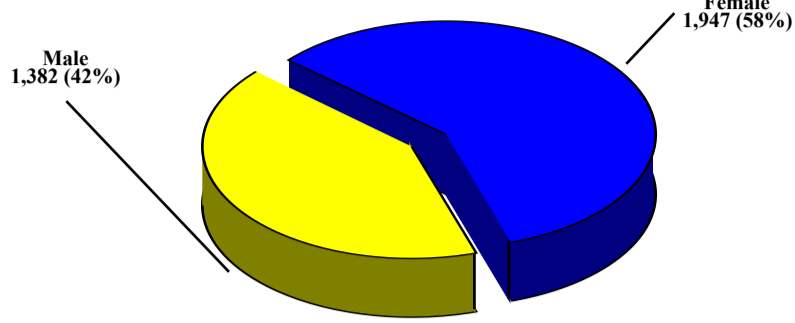



Enrollment by Gender and Dual Enrollment

GENDER	COUNT
Female	1,947
Male	1,382
<b>TOTAL</b>	<b>3,329</b>

Enrollment by Gender

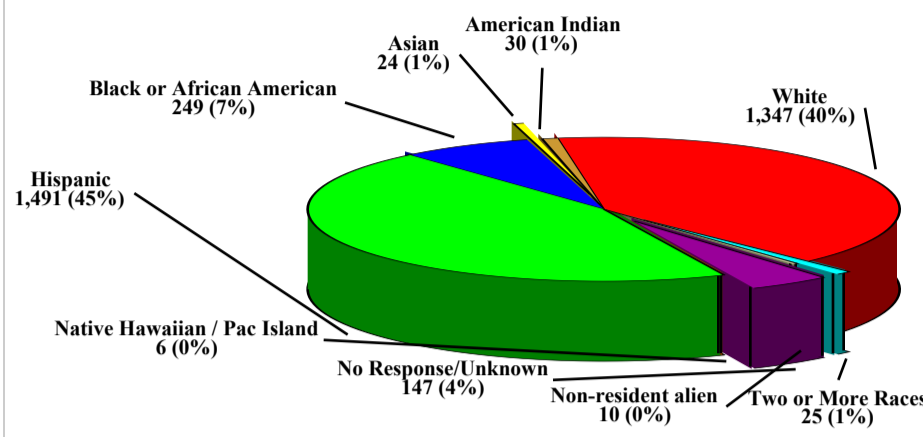


DUAL ENROLLMENT	COUNT	TOTAL CR HRS
Dual High School	515	3,395
<b>TOTAL</b>	<b>515</b>	<b>3,395</b>



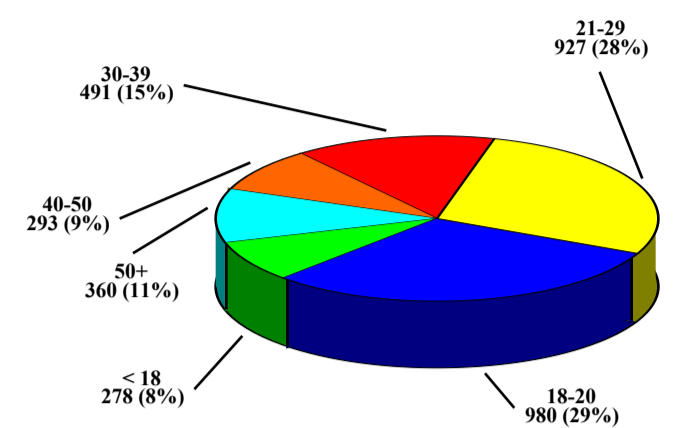
Enrollment by Ethnicity

ETHNICITY	COUNT
American Indian	30
Asian	24
Black or African American	249
Hispanic	1,491
Native Hawaiian / Pac Island	6
No Response/Unknown	147
Non-resident alien	10
Two or More Races	25
White	1,347
<b>TOTAL</b>	<b>3,329</b>



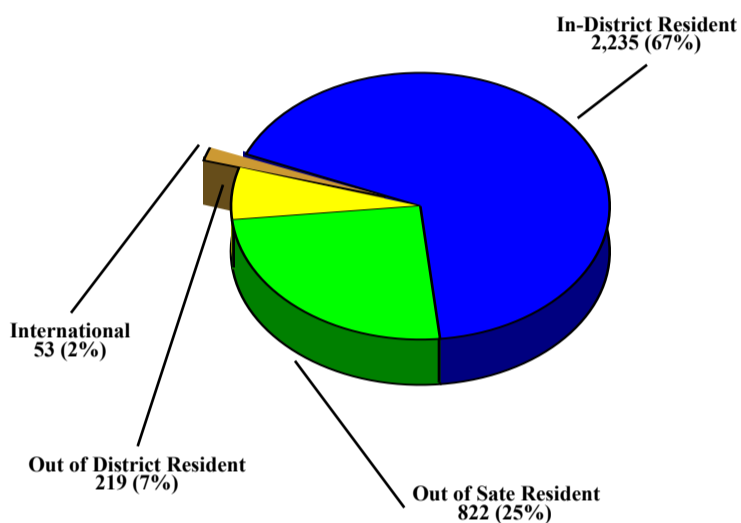
Enrollment by Age

AGE RANGE	COUNT
< 18	278
18-20	980
21-29	927
30-39	491
40-50	293
50+	360
<b>TOTAL</b>	<b>3,329</b>



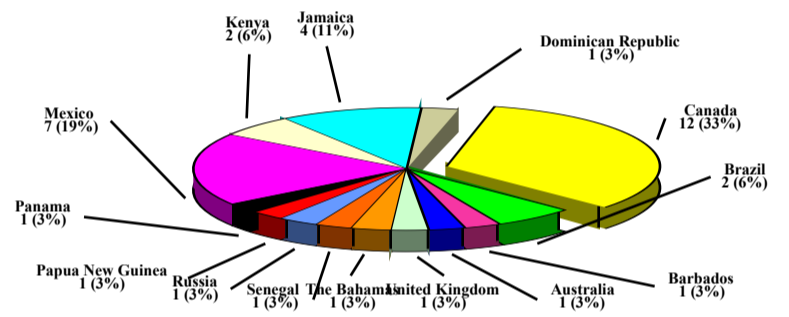
Enrollment by Residency

RESIDENCY	COUNT
In-District Resident	2,235
Out of District Resident	219
Out of State Resident	822
International	53
<b>TOTAL</b>	<b>3,329</b>



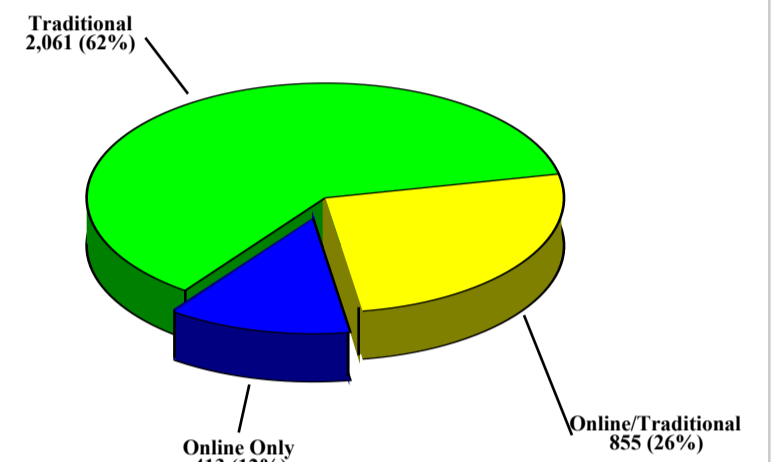
Enrollment by Nation

NATION	COUNT
Australia	1
Barbados	1
Brazil	2
Canada	12
Dominican Republic	1
Jamaica	4
Kenya	2
Mexico	7
Panama	1
Papua New Guinea	1
Russia	1
Senegal	1
The Bahamas	1
United Kingdom	1
United States of America	3,293
<b>TOTAL</b>	<b>3,329</b>



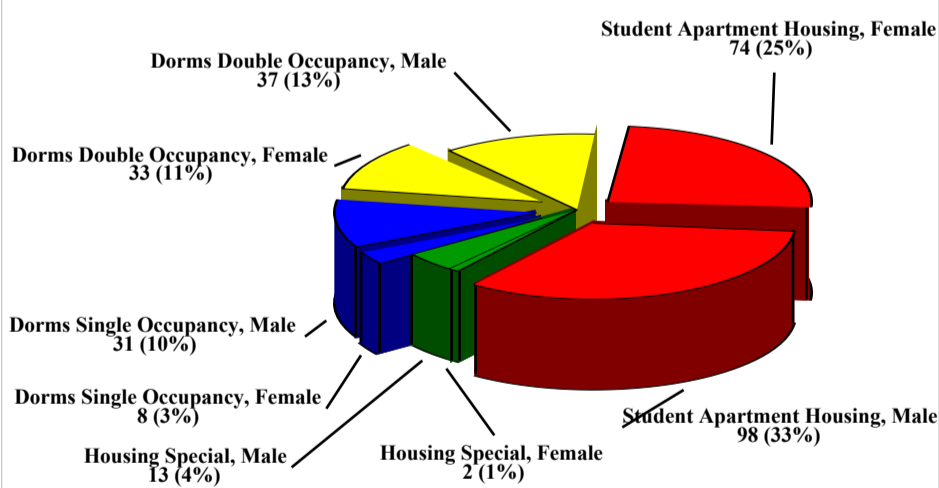
Enrollment by Meeting Type

MEETING TYPE	COUNT
Online Only	413
Online/Traditional	855
Traditional	2,061
<b>TOTAL</b>	<b>3,329</b>



Student Housing Population

DETAIL DESC	GENDER	COUNT
Dorms Double Occupancy	Male	37
	Female	33
	<b>Count Distinct</b>	<b>70</b>
Dorms Single Occupancy	Male	31
	Female	8
	<b>Count Distinct</b>	<b>39</b>
Housing Special	Male	13
	Female	2
	<b>Count Distinct</b>	<b>15</b>
Student Apartment Housing	Male	98
	Female	74
	<b>Count Distinct</b>	<b>172</b>

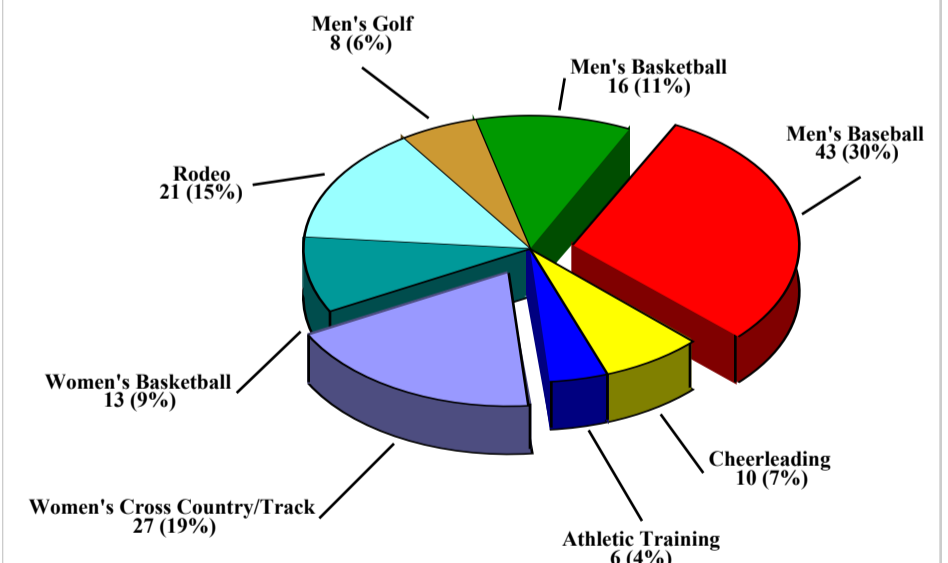


Tuition, Fees, & Housing Costs

DCAT CODE	DESCRIPTION	CREDIT HOURS	AMOUNT
FEE	Dishonored check fee		25.00
	General Usage Fee	per credit hour	17.00
	Transcript Fee		5.00
HOUSING	Apartment (Single Room)		1,700.00
	Apartment 7 Meals (optional)		650.00
	Application Fee (non-refundable)		25.00
	Double Occupancy/15 Meals		2,025.00
	Double Occupancy/19 Meals		2,075.00
	Single Occupancy/15 Meals		2,400.00
Single Occupancy/19 Meals		2,450.00	
TUITION	In-District Tuition	1 to 11 (per hour)	35.00
		12 or more hours	420.00
	Out-Of-District Tuition	1 to 11 (per hour)	54.00
		12 or more hours	648.00
Out-of-State Tuition	1 to 11 (per hour)	62.00	
	12 or more hours	744.00	

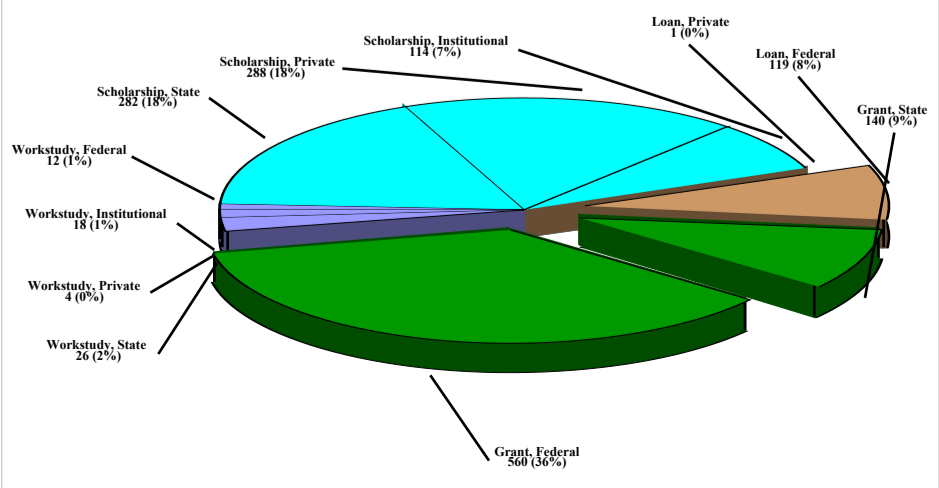
Athletics

SPORT	COUNT
Athletic Training	6
Cheerleading	10
Men's Baseball	43
Men's Basketball	16
Men's Golf	8
Rodeo	21
Women's Basketball	13
Women's Cross Country/Track	27
<b>TOTAL</b>	<b>144</b>



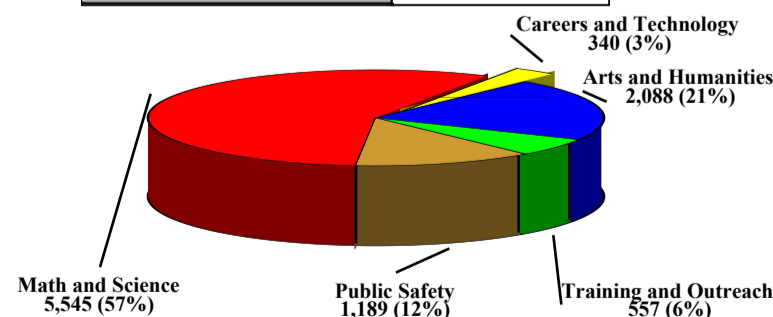
Financial Aid Recipients

FTYP DESC	FSRC DESC	COUNT
Grant	Federal	560
	State	140
Loan	Federal	119
	Private	1
Scholarship	Institutional	114
	Private	288
	State	282
Workstudy	Federal	12
	Institutional	18
	Private	4
	State	26
<b>TOTAL</b>		<b>1,564</b>



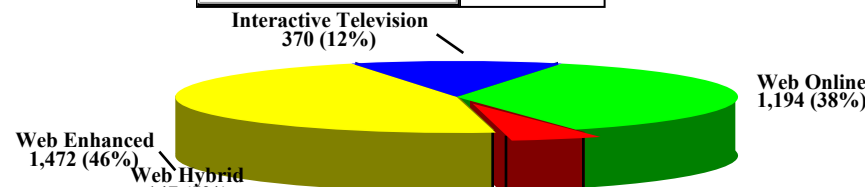
Division Headcount

DIVISION	HEADCOUNT
Arts and Humanities	2,088
Careers and Technology	340
Math and Science	5,545
Public Safety	1,189
Training and Outreach	557
<b>TOTAL</b>	<b>9,719</b>



Extended Learning

MTYP DESC	COUNT
Interactive Television	370
Web Enhanced	1,472
Web Hybrid	147
Web Online	1,194
<b>TOTAL</b>	<b>3,183</b>



Remedial/Transitional Studies

TITLE	COUNT
Basic English Skills	19
Basic Mathematics	104
Basic Reading I	8
Developmental Reading	20
Elementary Algebra	219
English as 2nd Lang I	23
English as 2nd Lang I Lab	23
Reading Improvement	34
Review of English I	82
Review of English II	115
<b>TOTAL</b>	<b>647</b>

