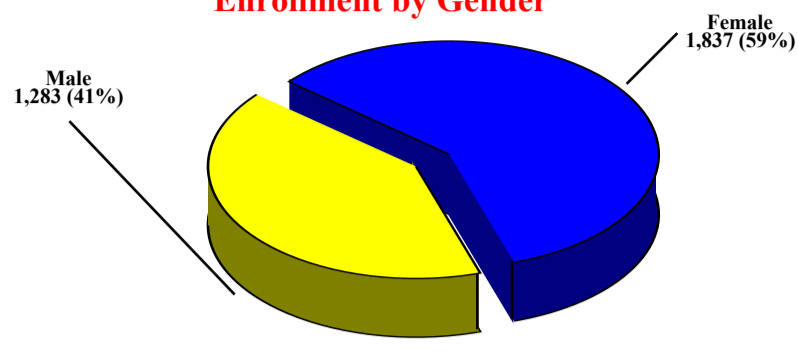




Enrollment by Gender and Dual Enrollment

GENDER	COUNT
Female	1,836
Male	1,283
<b>TOTAL</b>	<b>3,119</b>

Enrollment by Gender

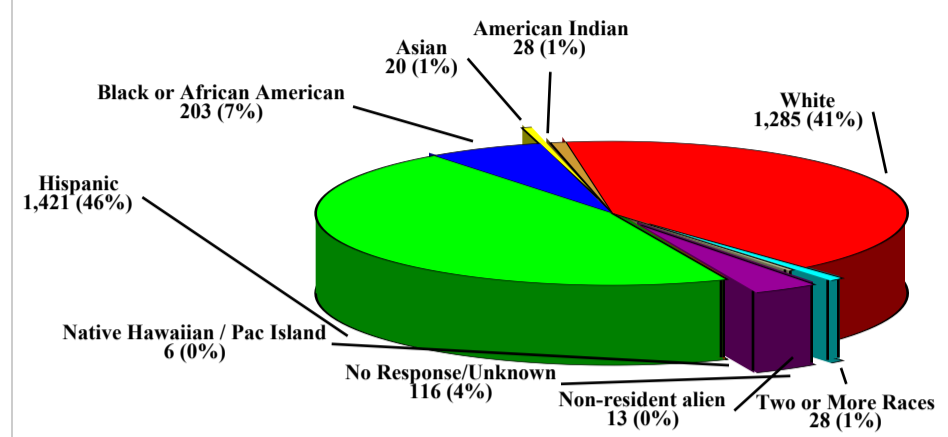


DUAL ENROLLMENT	COUNT	TOTAL CR HRS
Dual High School	497	3,322
<b>TOTAL</b>	<b>497</b>	<b>3,322</b>



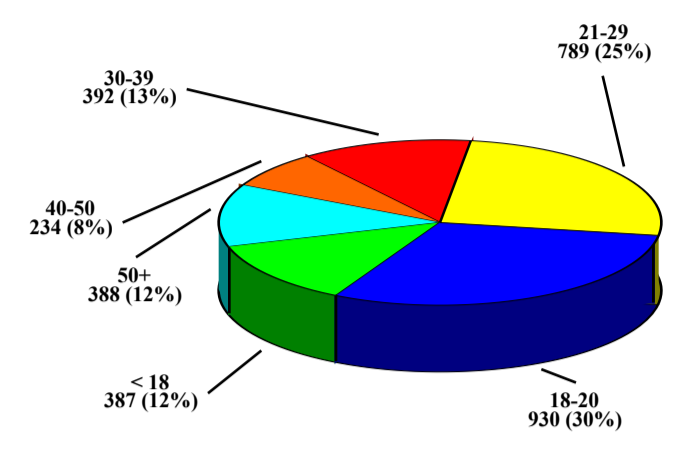
Enrollment by Ethnicity

ETHNICITY	COUNT
American Indian	28
Asian	20
Black or African American	202
Hispanic	1,421
Native Hawaiian / Pac Island	6
No Response/Unknown	116
Non-resident alien	13
Two or More Races	28
White	1,285
<b>TOTAL</b>	<b>3,119</b>



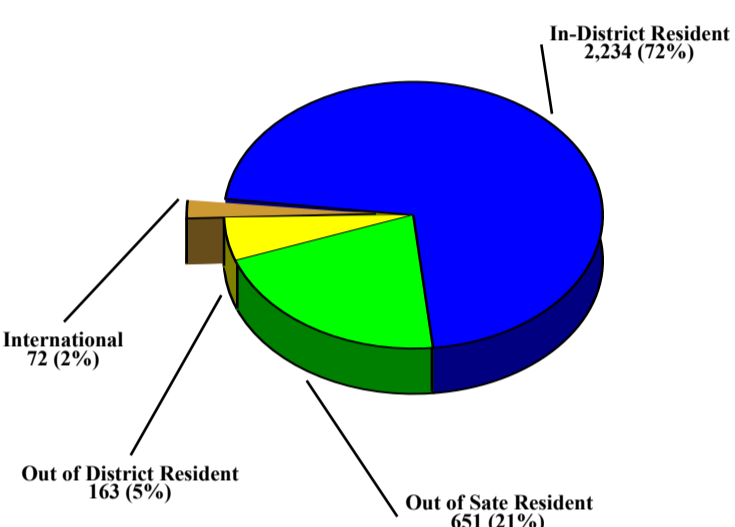
Enrollment by Age

AGE RANGE	COUNT
< 18	387
18-20	929
21-29	789
30-39	392
40-50	234
50+	388
<b>TOTAL</b>	<b>3,119</b>



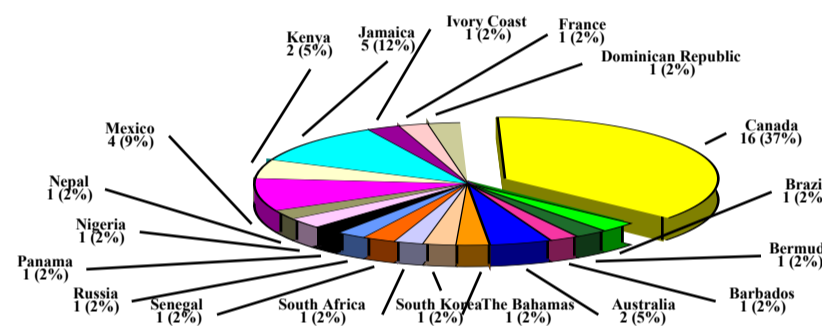
Enrollment by Residency

RESIDENCY	COUNT
In-District Resident	2,234
Out of District Resident	163
Out of State Resident	650
International	72
<b>TOTAL</b>	<b>3,119</b>



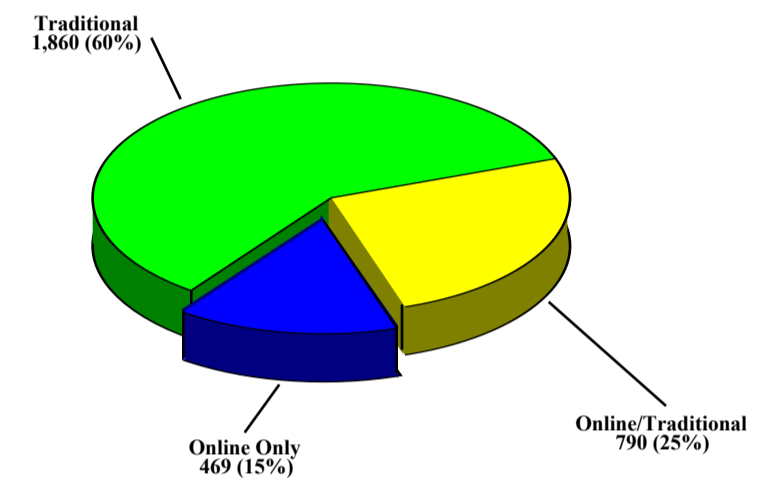
Enrollment by Nation

NATION	COUNT
Australia	2
Barbados	1
Bermuda	1
Brazil	1
Canada	16
Dominican Republic	1
France	1
Ivory Coast	1
Jamaica	5
Kenya	2
Mexico	4
Nepal	1
Nigeria	1
Panama	1
Russia	1
Senegal	1
South Africa	1
South Korea	1
The Bahamas	1
United States of America	3,076
<b>TOTAL</b>	<b>3,119</b>



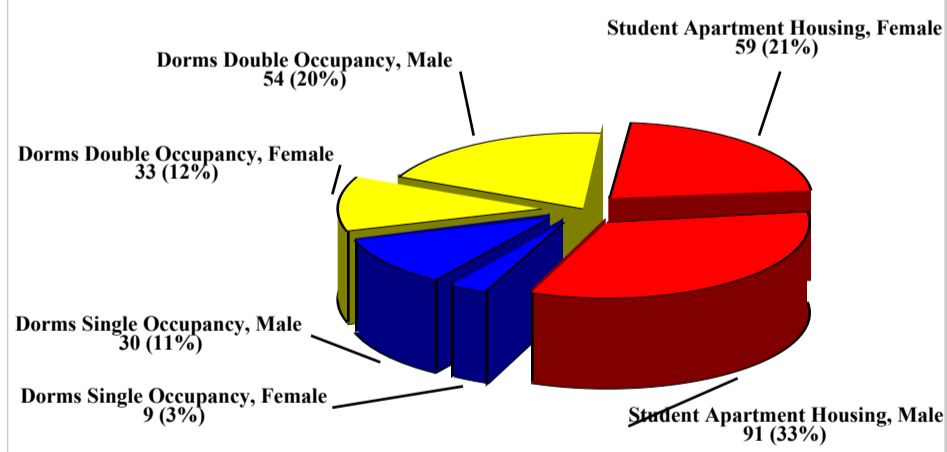
Enrollment by Meeting Type

MEETING TYPE	COUNT
Online Only	469
Online/Traditional	790
Traditional	1,860
<b>TOTAL</b>	<b>3,119</b>



Student Housing Population

DETAIL DESC	GENDER	COUNT
Dorms Double Occupancy	Male	54
	Female	33
	Count Distinct	87
Dorms Single Occupancy	Male	30
	Female	9
	Count Distinct	39
Student Apartment Housing	Male	91
	Female	59
	Count Distinct	150
<b>TOTAL</b>		<b>276</b>

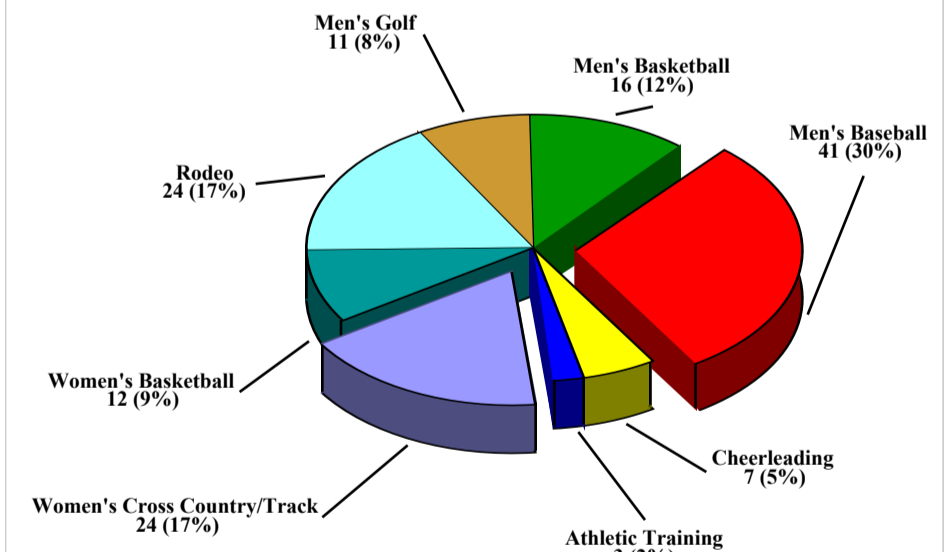


Tuition, Fees, & Housing Costs

DCAT CODE	DESCRIPTION	CREDIT HOURS	AMOUNT
FEE	Additional class schedule copies		1.00
	Dishonored check fee		25.00
	General Usage Fee	per credit hour	17.00
	Transcript Fee (first one free)		2.00
HOUSING	Apartment (Single Room)		1,700.00
	Apartment 7 Meals (optional)		650.00
	Application Fee (non-refundable)		25.00
	Double Occupancy/15 Meals		2,025.00
	Double Occupancy/19 Meals		2,075.00
	Single Occupancy/15 Meals		2,400.00
Single Occupancy/19 Meals		2,450.00	
TUITION	In-District Tuition	1 to 11 (per hour)	35.00
	In-District Tuition	12 or more hours	420.00
	Out-Of-District Tuition	1 to 11 (per hour)	54.00
	Out-Of-District Tuition	12 or more hours	648.00
Out-of-State Tuition	1 to 11 (per hour)	62.00	
Out-of-State Tuition	12 or more hours	744.00	

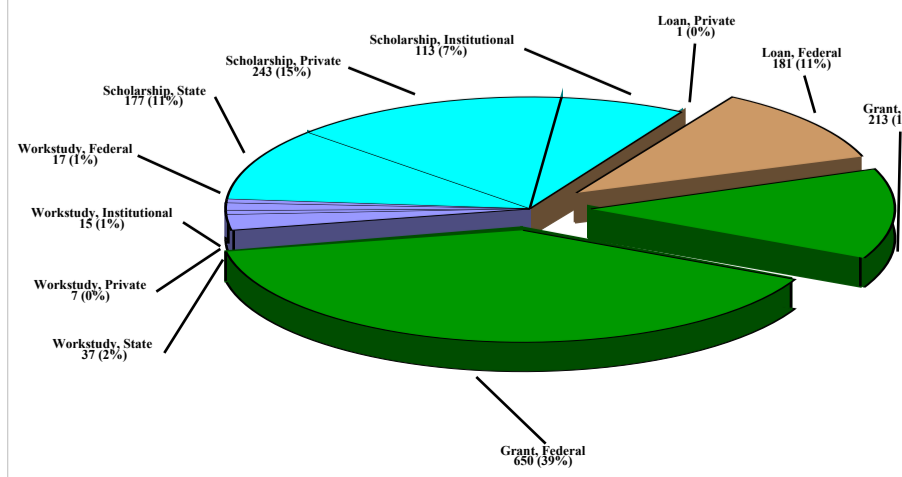
Athletics

SPORT	COUNT
Athletic Training	3
Cheerleading	7
Men's Baseball	41
Men's Basketball	16
Men's Golf	11
Rodeo	24
Women's Basketball	12
Women's Cross Country/Track	24
<b>TOTAL</b>	<b>138</b>



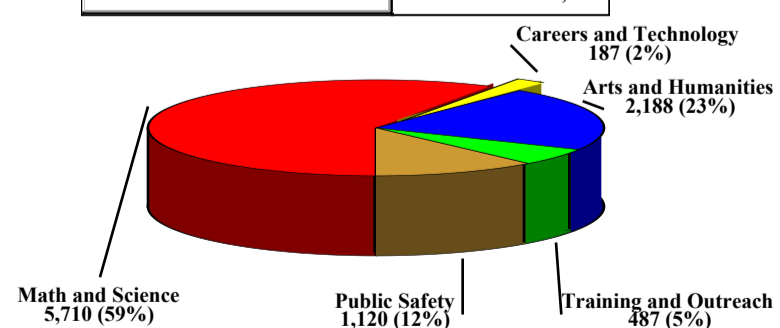
Financial Aid Recipients

FTYP DESC	FSRC DESC	COUNT
Grant	Federal	650
	State	213
Loan	Federal	181
	Private	1
Scholarship	Institutional	113
	Private	243
	State	177
Workstudy	Federal	17
	Institutional	15
	State	37
<b>TOTAL</b>		<b>1,654</b>



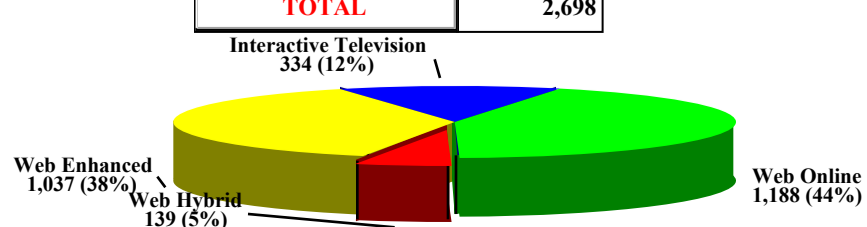
Division Headcount

DIVISION	HEADCOUNT
Arts and Humanities	2,188
Careers and Technology	187
Math and Science	5,710
Public Safety	1,120
Training and Outreach	487
<b>TOTAL</b>	<b>9,692</b>



Extended Learning

MTYP DESC	COUNT
Interactive Television	334
Web Enhanced	1,037
Web Hybrid	139
Web Online	1,188
<b>TOTAL</b>	<b>2,698</b>



Remedial/Transitional Studies

TITLE	COUNT
Basic English Skills	24
Basic Mathematics	134
Basic Reading I	12
Developmental Reading	44
Elementary Algebra	210
English as 2nd Lang I	14
English as 2nd Lang I Lab	14
Reading Improvement	49
Review of English I	89
Review of English II	118
<b>TOTAL</b>	<b>708</b>

