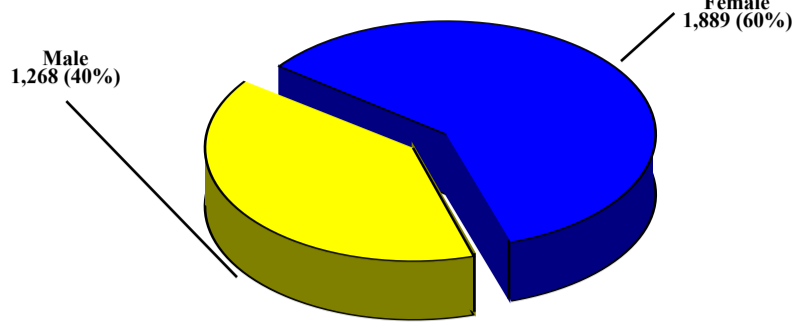


Enrollment by Gender and Dual Enrollment

GENDER	COUNT
Female	1,889
Male	1,268
TOTAL	3,157

Enrollment by Gender

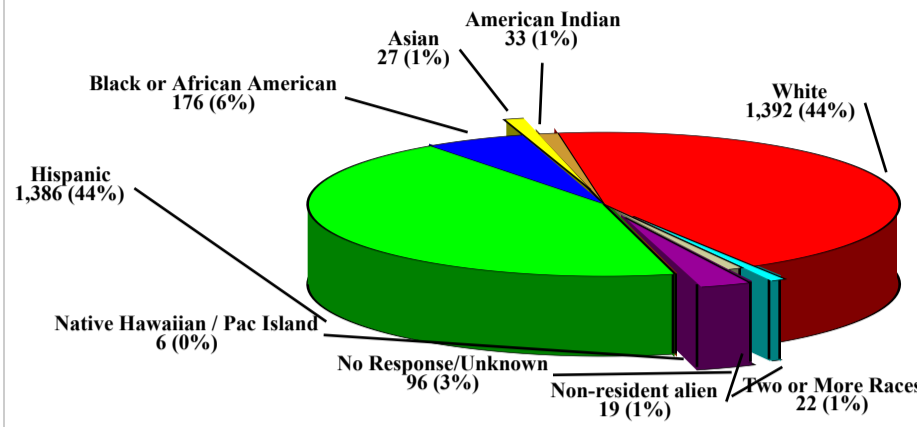


DUAL ENROLLMENT	COUNT	TOTAL CR HRS
Dual High School	573	3,374
TOTAL	573	3,374



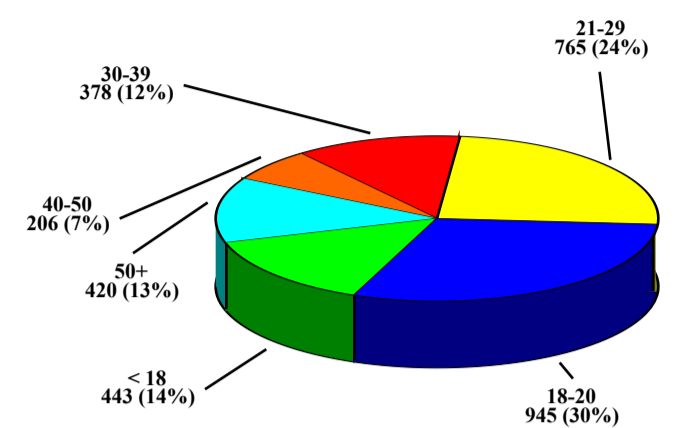
Enrollment by Ethnicity

ETHNICITY	COUNT
American Indian	33
Asian	27
Black or African American	176
Hispanic	1,386
Native Hawaiian / Pac Island	6
No Response/Unknown	96
Non-resident alien	19
Two or More Races	22
White	1,392
TOTAL	3,157



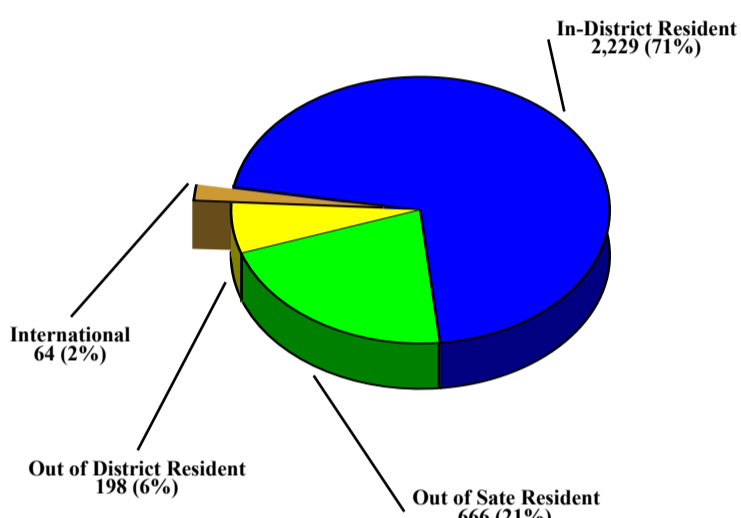
Enrollment by Age

AGE RANGE	COUNT
< 18	443
18-20	945
21-29	765
30-39	378
40-50	206
50+	420
TOTAL	3,157



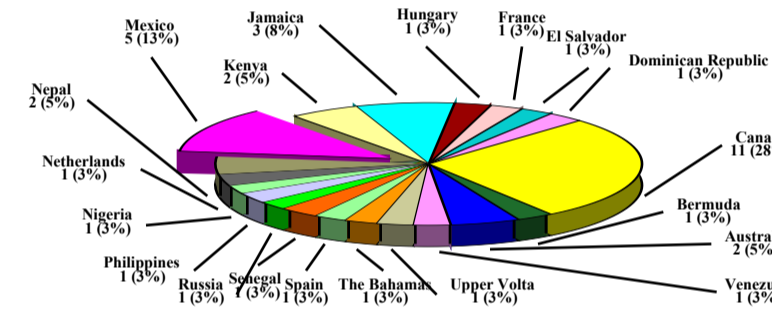
Enrollment by Residency

RESIDENCY	COUNT
In-District Resident	2,229
Out of District Resident	198
Out of State Resident	666
International	64
TOTAL	3,157



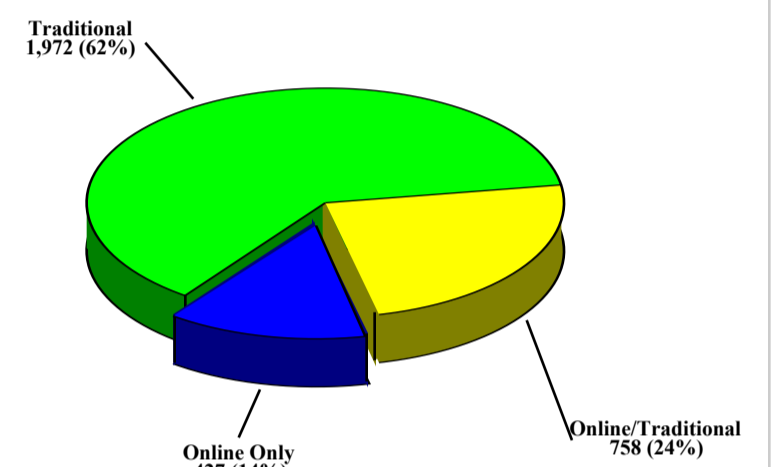
Enrollment by Nation

NATION	COUNT
Australia	2
Bermuda	1
Canada	11
Dominican Republic	1
El Salvador	1
France	1
Hungary	1
Jamaica	3
Kenya	2
Mexico	5
Nepal	2
Netherlands	1
Nigeria	1
Philippines	1
Russia	1
Senegal	1
Spain	1
The Bahamas	1
United States of America	3,118
Upper Volta	1
Venezuela	1
TOTAL	3,157



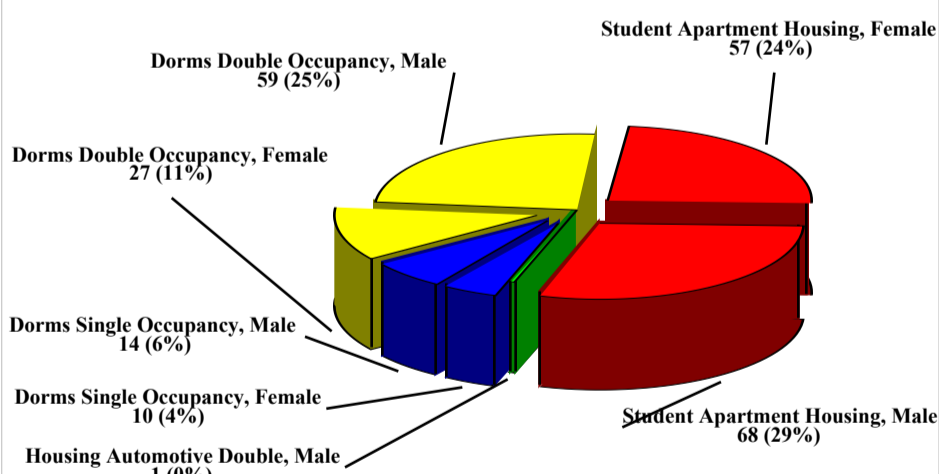
Enrollment by Meeting Type

MEETING TYPE	COUNT
Online Only	427
Online/Traditional	758
Traditional	1,972
TOTAL	3,157



Student Housing Population

DETAIL DESC	GENDER	COUNT
Dorms Double Occupancy	Male	59
	Female	27
	Count Distinct	86
Dorms Single Occupancy	Male	14
	Female	10
	Count Distinct	24
Housing Automotive Double	Male	1
	Female	0
	Count Distinct	1
Student Apartment Housing	Male	68
	Female	57
	Count Distinct	125
TOTAL		236

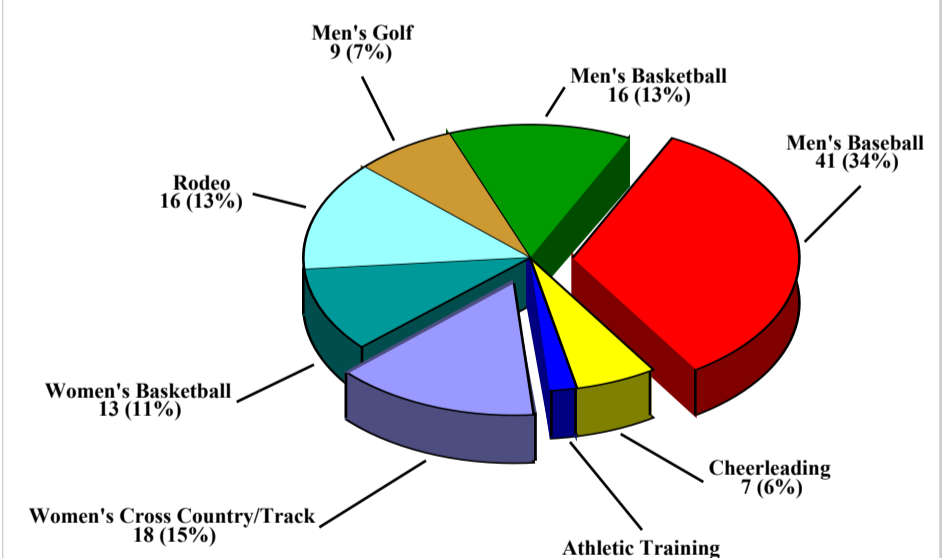


Tuition, Fees, & Housing Costs

DCAT CODE	DESCRIPTION	CREDIT HOURS	AMOUNT
FEE	Additional class schedule copies		1.00
	Dishonored check fee		25.00
	General Usage Fee	per credit hour	15.00
	Graduation Fee (grad semester only)		25.00
	Transcript Fee (first one free)		2.00
HOUSING	Apartment (Single Room)		1,700.00
	Apartment 7 Meals (optional)		600.00
	Application Fee (non-refundable)		25.00
	Double Occupancy/15 Meals		1,975.00
	Double Occupancy/19 Meals		2,025.00
	Single Occupancy/15 Meals		2,350.00
Single Occupancy/19 Meals		2,400.00	
TUITION	In-District Tuition	1 to 11 (per hour)	32.00
	In-District Tuition	12 or more hours	384.00
	Out-Of-District Tuition	1 to 11 (per hour)	51.00
	Out-Of-District Tuition	12 or more hours	612.00
	Out-of-State Tuition	1 to 11 (per hour)	56.00
	Out-of-State Tuition	12 or more hours	672.00

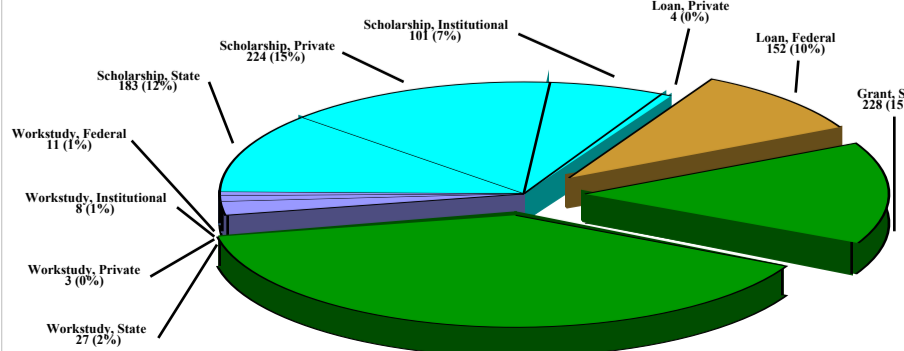
Athletics

SPORT	COUNT
Athletic Training	2
Cheerleading	7
Men's Baseball	41
Men's Basketball	16
Men's Golf	9
Rodeo	16
Women's Basketball	13
Women's Cross Country/Track	18
TOTAL	122



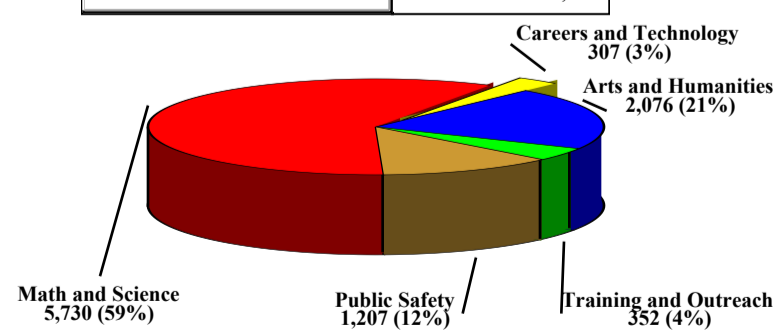
Financial Aid Recipients

FTYP DESC	FSRC DESC	COUNT
Grant	Federal	600
	State	228
Loan	Federal	152
	Private	4
Scholarship	Institutional	101
	Private	224
	State	183
Workstudy	Federal	11
	Institutional	8
	Private	3
	State	27
TOTAL		1,541



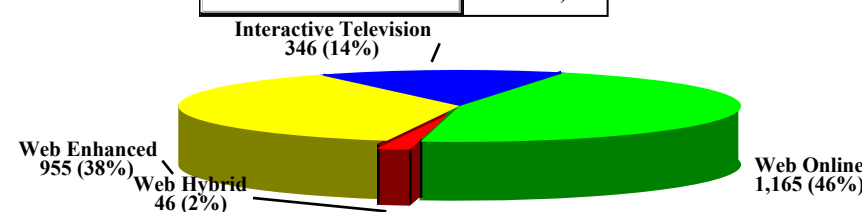
Division Headcount

DIVISION	HEADCOUNT
Arts and Humanities	2,076
Careers and Technology	307
Math and Science	5,730
Public Safety	1,207
Training and Outreach	352
TOTAL	9,672



Extended Learning

MTYP DESC	COUNT
Interactive Television	346
Web Enhanced	955
Web Hybrid	46
Web Online	1,165
TOTAL	2,512



Remedial/Transitional Studies

TITLE	COUNT
Basic English Skills	18
Basic Mathematics	106
Basic Reading I	16
Developmental Reading	32
Elementary Algebra	167
English as 2nd Lang I	12
English as 2nd Lang I Lab	12
Reading Improvement	53
Review of English I	94
Review of English II	128
TOTAL	638

