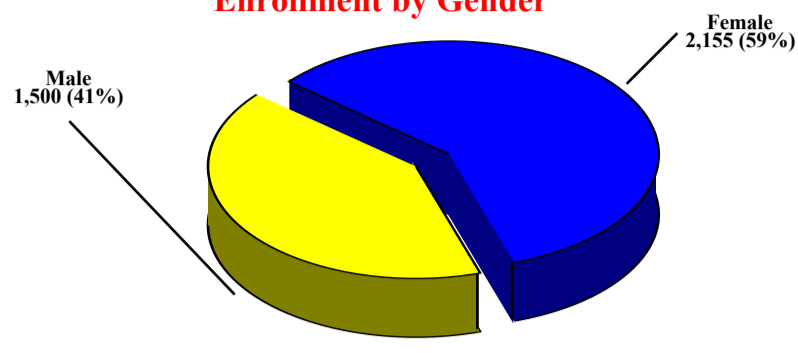




Enrollment by Gender and Dual Enrollment

GENDER	COUNT
Female	2,155
Male	1,500
<b>TOTAL</b>	<b>3,655</b>

Enrollment by Gender

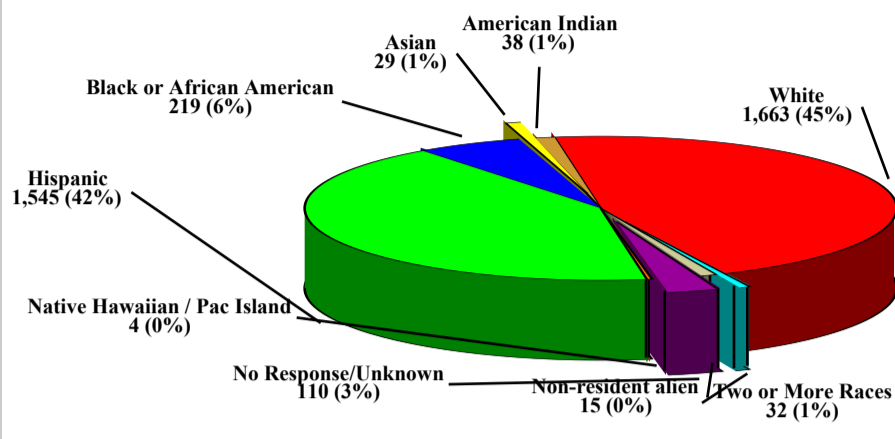


DUAL ENROLLMENT	COUNT	TOTAL CR HRS
Dual High School	602	3,990
<b>TOTAL</b>	<b>602</b>	<b>3,990</b>



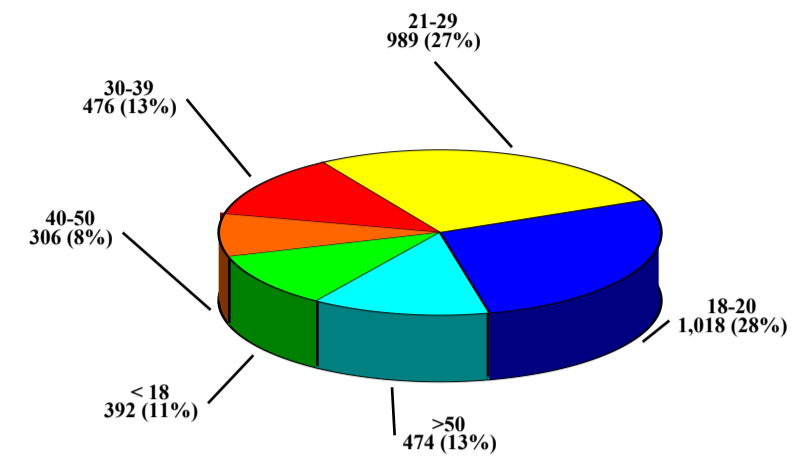
Enrollment by Ethnicity

ETHNICITY	COUNT
American Indian	38
Asian	29
Black or African American	219
Hispanic	1,545
Native Hawaiian / Pac Island	4
No Response/Unknown	110
Non-resident alien	15
Two or More Races	32
White	1,663
<b>TOTAL</b>	<b>3,655</b>



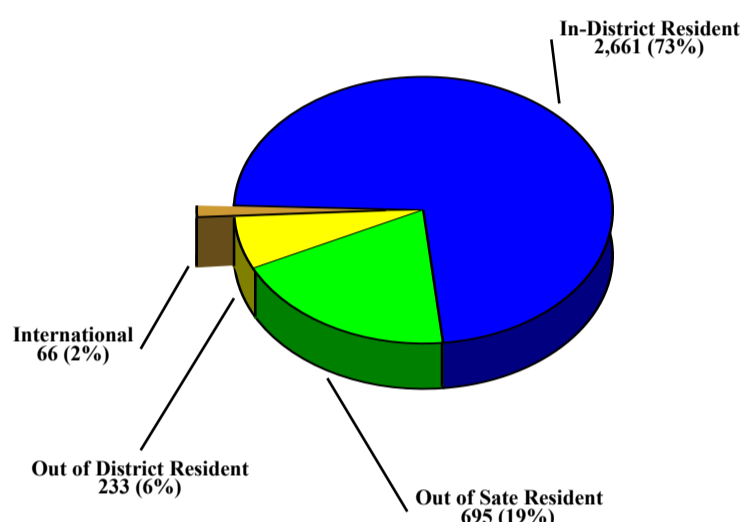
Enrollment by Age

AGE RANGE	COUNT
< 18	392
>50	474
18-20	1,018
21-29	989
30-39	476
40-50	306
<b>TOTAL</b>	<b>3,655</b>



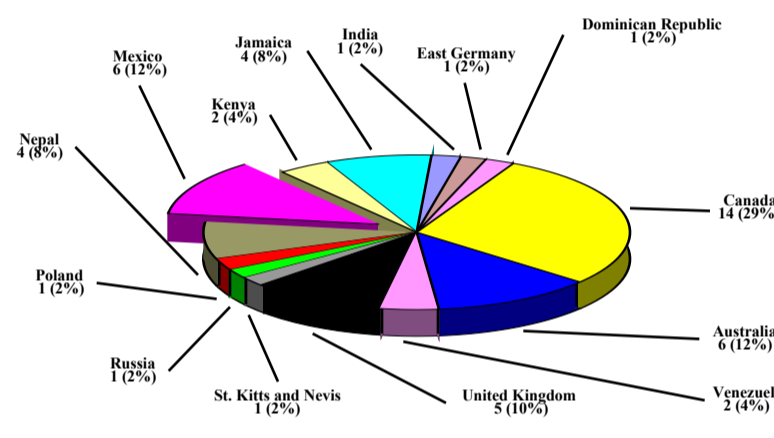
Enrollment by Residency

RESIDENCY	COUNT
In-District Resident	2,661
Out of District Resident	233
Out of State Resident	695
International	66
<b>TOTAL</b>	<b>3,655</b>



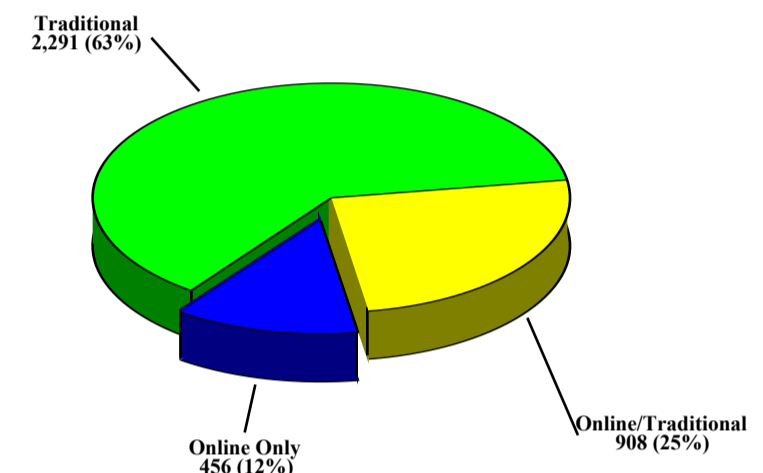
Enrollment by Nation

NATION	COUNT
Australia	6
Canada	14
Dominican Republic	1
East Germany	1
India	1
Jamaica	4
Kenya	2
Mexico	6
Nepal	4
Poland	1
Russia	1
St. Kitts and Nevis	1
United Kingdom	5
United States of America	3,606
Venezuela	2
<b>TOTAL</b>	<b>3,655</b>



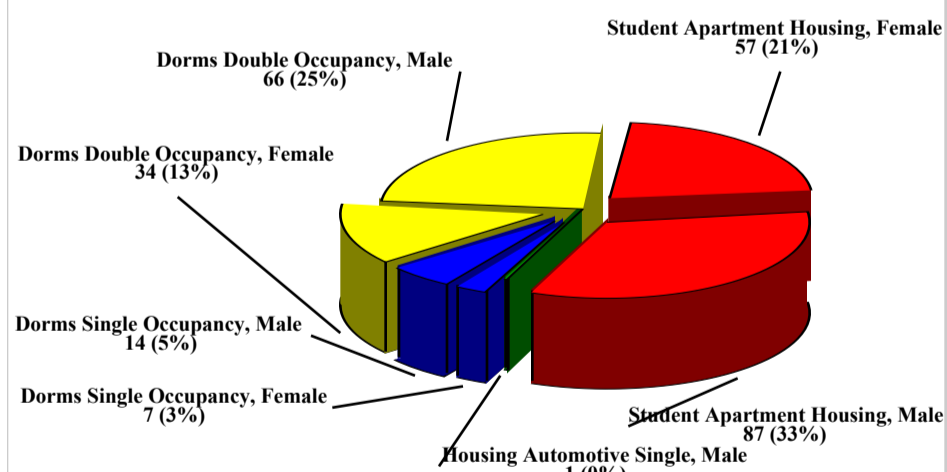
Enrollment by Meeting Type

MEETING TYPE	COUNT
Online Only	456
Online/Traditional	908
Traditional	2,291
<b>TOTAL</b>	<b>3,655</b>



Student Housing Population

DETAIL DESC	GENDER	COUNT
Dorms Double Occupancy	Male	66
	Female	34
	<b>Count Distinct</b>	<b>100</b>
Dorms Single Occupancy	Male	14
	Female	7
	<b>Count Distinct</b>	<b>21</b>
Housing Automotive Single	Male	1
	<b>Count Distinct</b>	<b>1</b>
Student Apartment Housing	Male	87
	Female	57
	<b>Count Distinct</b>	<b>144</b>
<b>TOTAL</b>		<b>266</b>

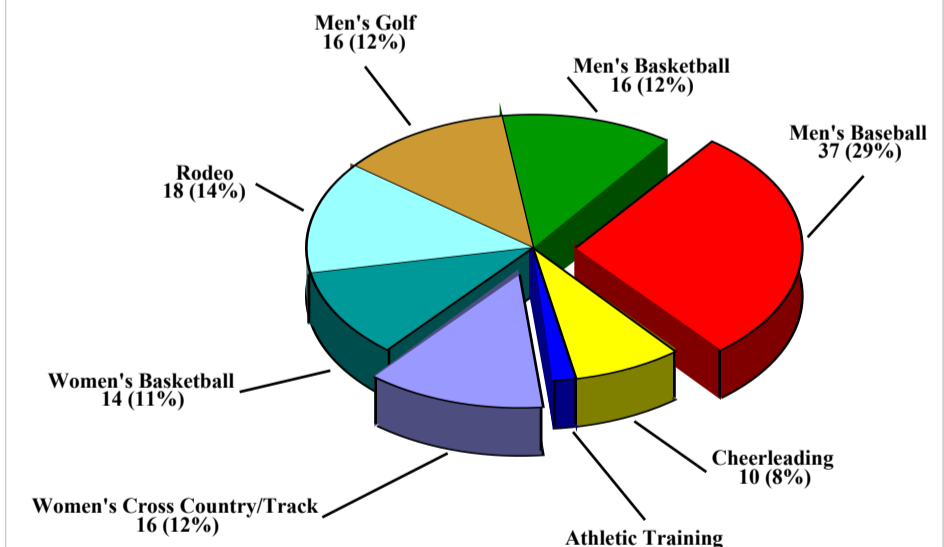


Tuition, Fees, & Housing Costs

DCAT CODE	DESCRIPTION	CREDIT HOURS	AMOUNT
FEE	Additional class schedule copies		1.00
	Dishonored check fee		25.00
	General Usage Fee	per credit hour	15.00
	Graduation Fee (grad semester only)		25.00
	Transcript Fee (first one free)		2.00
HOUSING	Apartment (Single Room)		1,700.00
	Apartment 7 Meals (optional)		600.00
	Application Fee (non-refundable)		25.00
	Double Occupancy/15 Meals		1,975.00
	Double Occupancy/19 Meals		2,025.00
TUITION	Single Occupancy/15 Meals		2,350.00
	Single Occupancy/19 Meals		2,400.00
	In-District Tuition	1 to 11 (per hour)	32.00
		12 or more hours	384.00
	Out-Of-District Tuition	1 to 11 (per hour)	51.00
	12 or more hours	612.00	
	Out-of-State Tuition	1 to 11 (per hour)	56.00
		12 or more hours	672.00

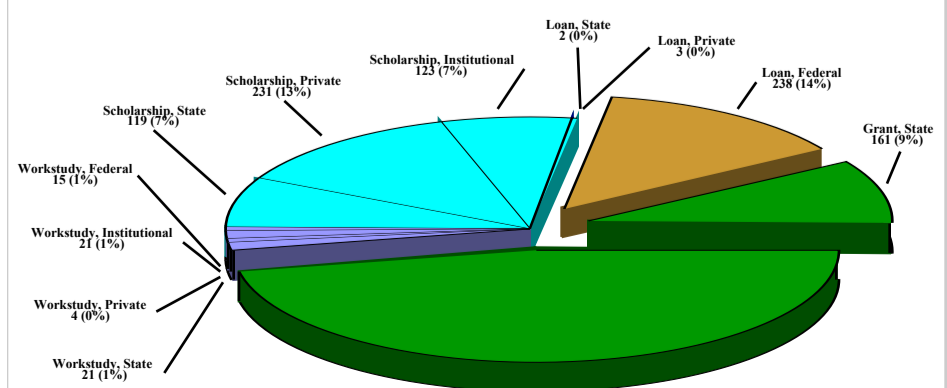
Athletics

SPORT	COUNT
Athletic Training	2
Cheerleading	10
Men's Baseball	37
Men's Basketball	16
Men's Golf	16
Rodeo	18
Women's Basketball	14
Women's Cross Country/Track	16
<b>TOTAL</b>	<b>129</b>



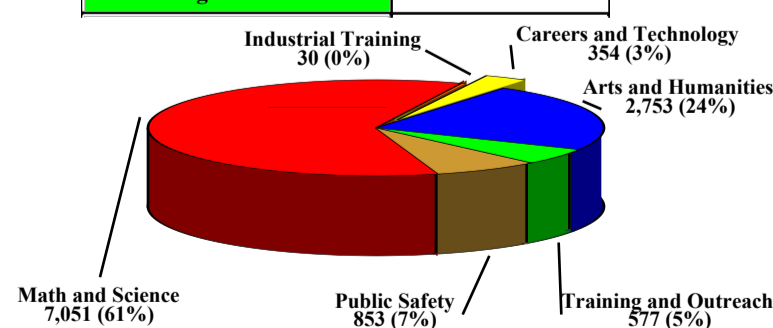
Financial Aid Recipients

FTYP DESC	FSRC DESC	COUNT
Grant	Federal	809
	State	161
Loan	Federal	238
	Private	3
Scholarship	Institutional	123
	Private	231
Workstudy	State	119
	Federal	15
	Institutional	21
	Private	4
	State	21
<b>TOTAL</b>		<b>1,747</b>



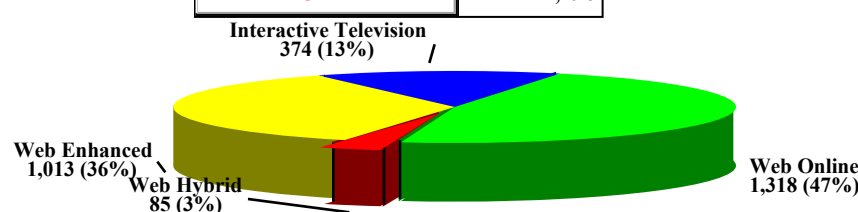
Division Headcount

DIVISION	HEADCOUNT
Arts and Humanities	2,753
Careers and Technology	354
Industrial Training	30
Math and Science	7,051
Public Safety	853
Training and Outreach	577



Extended Learning

MTYP DESC	COUNT
Interactive Television	374
Web Enhanced	1,013
Web Hybrid	85
Web Online	1,318
<b>TOTAL</b>	<b>2,790</b>



Remedial/Transitional Studies

TITLE	COUNT
Basic English Skills	20
Basic Mathematics	143
Basic Reading I	17
Developmental Reading	41
Elementary Algebra	192
English as 2nd Lang I	10
English as 2nd Lang I Lab	10
Reading Improvement	57
Review of English I	105
Review of English II	132
<b>TOTAL</b>	<b>727</b>

