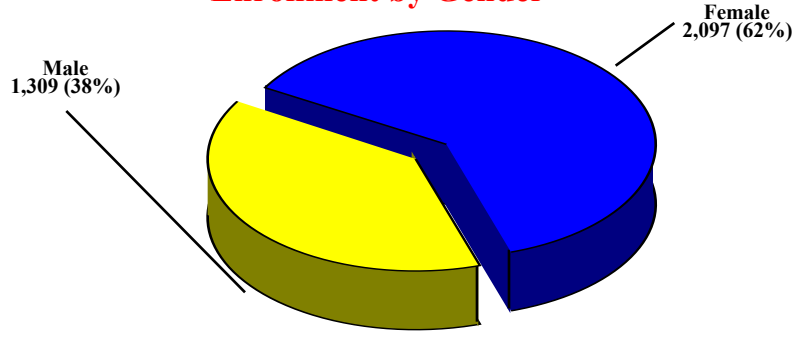


Enrollment by Gender and Dual Enrollment

GENDER	COUNT
Female	2,084
Male	1,291
TOTAL	3,375

Enrollment by Gender

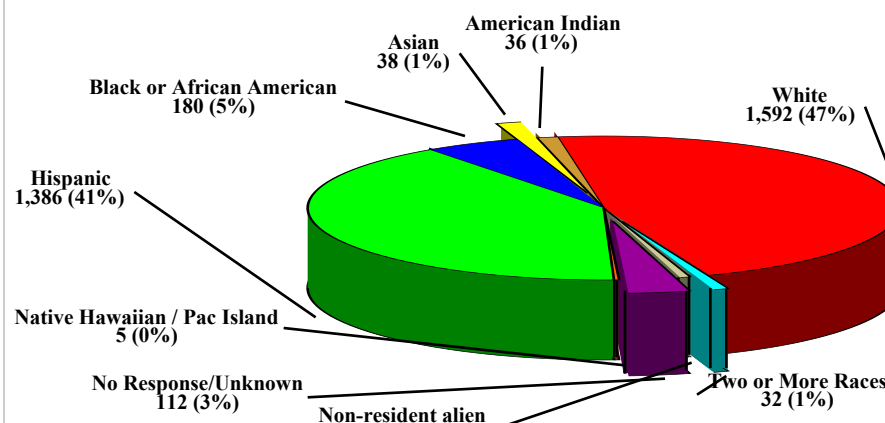


DUAL ENROLLMENT	COUNT	TOTAL CR HRS
Dual High School	586	3,784
TOTAL	586	3,784



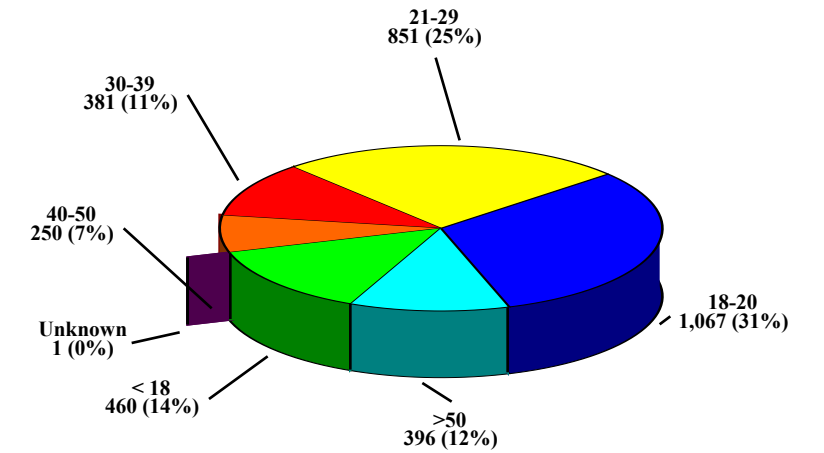
Enrollment by Ethnicity

ETHNICITY	COUNT
American Indian	34
Asian	38
Black or African American	180
Hispanic	1,384
Native Hawaiian / Pac Island	5
No Response/Unknown	112
Non-resident alien	25
Two or More Races	32
White	1,565
TOTAL	3,375



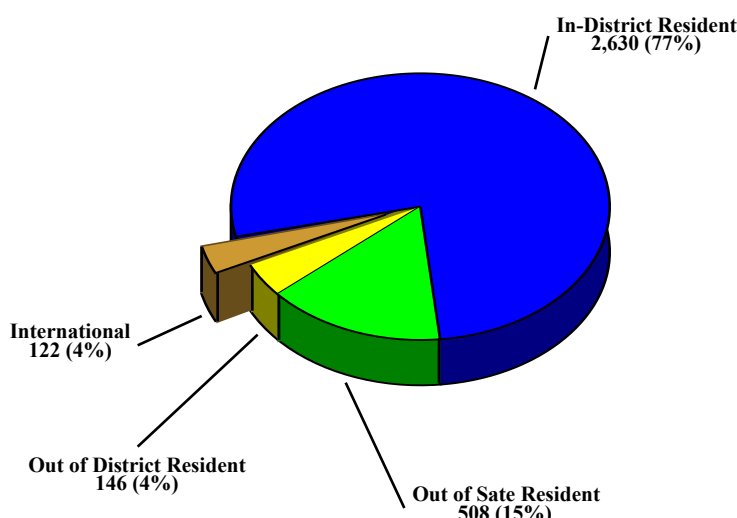
Enrollment by Age

AGE RANGE	COUNT
< 18	460
>50	396
18-20	1,040
21-29	847
30-39	381
40-50	250
Unknown	1
TOTAL	3,375



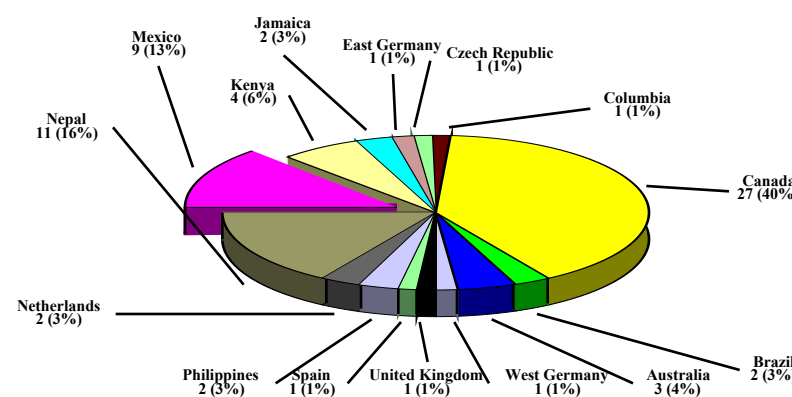
Enrollment by Residency

RESIDENCY	COUNT
In-District Resident	2,625
Out of District Resident	139
Out of State Resident	497
International	114
TOTAL	3,375



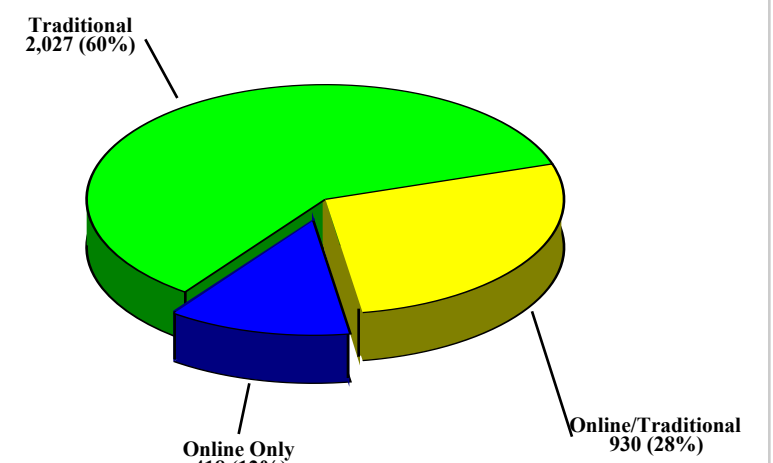
Enrollment by Nation

NATION	COUNT
Australia	3
Brazil	2
Canada	19
Columbia	1
Czech Republic	1
East Germany	1
Jamaica	2
Kenya	4
Mexico	9
Nepal	11
Netherlands	2
Philippines	2
Spain	1
United Kingdom	1
United States of America	3,315
West Germany	1
TOTAL	3,375



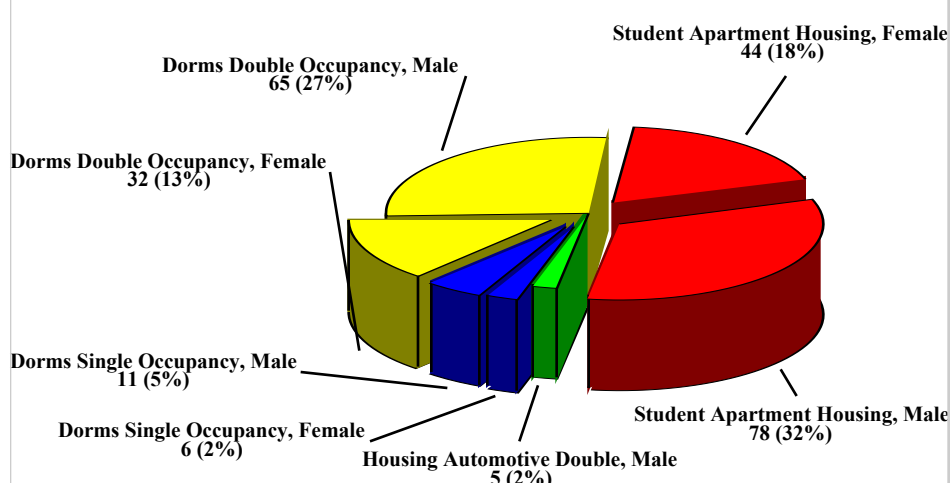
Enrollment by Meeting Type

MEETING TYPE	COUNT
Online Only	418
Online/Traditional	930
Traditional	2,027
TOTAL	3,375



Student Housing Population

DETAIL DESC	GENDER	COUNT
Dorms Double Occupancy	Male	65
	Female	32
	Count Distinct	97
Dorms Single Occupancy	Male	11
	Female	6
	Count Distinct	17
Housing Automotive Double	Male	5
	Female	5
	Count Distinct	10
Student Apartment Housing	Male	78
	Female	44

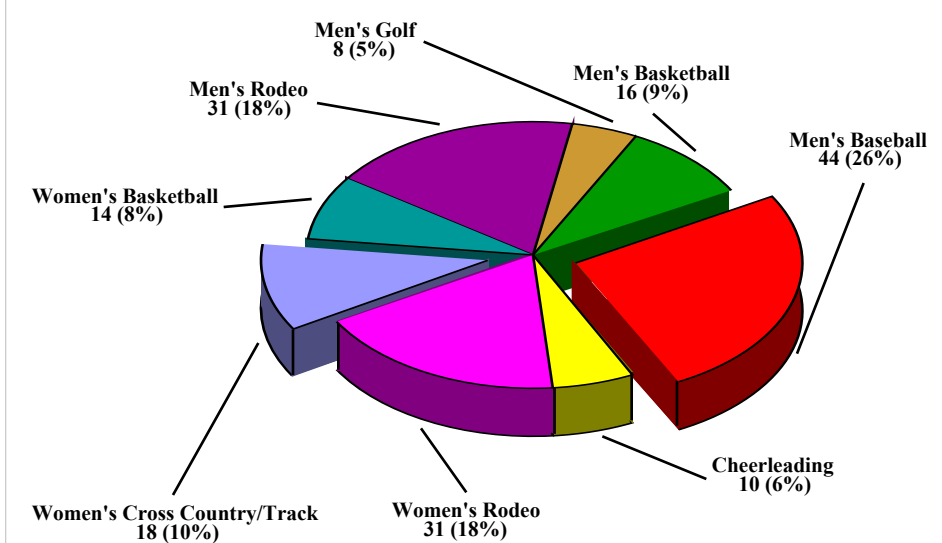


Tuition, Fees, & Housing Costs

DCAT CODE	DESCRIPTION	CREDIT HOURS	AMOUNT
FEE	Additional class schedule copies		1.00
	Dishonored check fee		25.00
	General Usage Fee	per credit hour	15.00
	Graduation Fee (grad semester only)		25.00
	Transcript Fee (first one free)		2.00
	Apartment (Single Room)		1,700.00
HOUSING	Apartment 7 Meals (optional)		600.00
	Application Fee (non-refundable)		25.00
	Double Occupancy/15 Meals		1,975.00
	Double Occupancy/19 Meals		2,025.00
	Single Occupancy/15 Meals		2,350.00
	Single Occupancy/19 Meals		2,400.00
TUITION	In-District Tuition	1 to 11 (per hour) 12 or more hours	32.00 384.00
	Out-Of-District Tuition	1 to 11 (per hour) 12 or more hours	51.00 612.00
	Out-of-State Tuition	1 to 11 (per hour) 12 or more hours	56.00 672.00

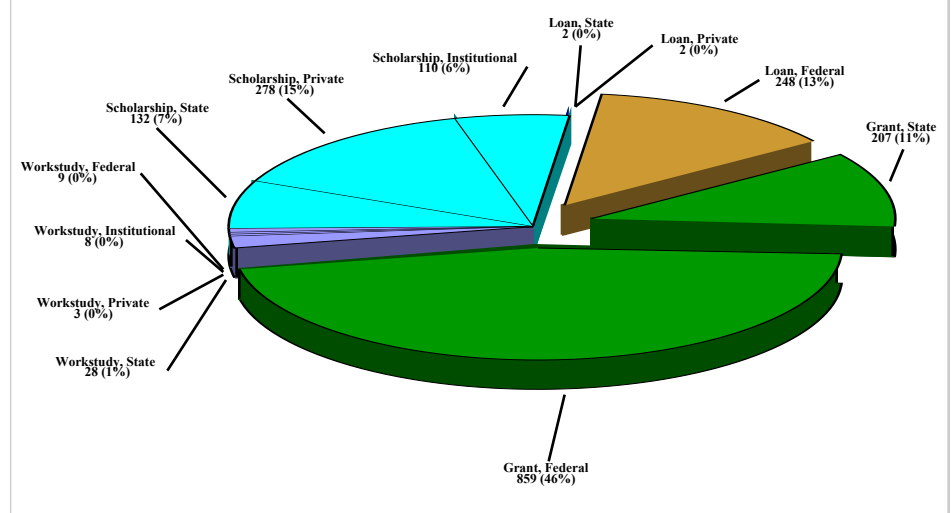
Athletics

SPORT	COUNT
Cheerleading	10
Men's Baseball	44
Men's Basketball	16
Men's Golf	8
Men's Rodeo	31
Women's Basketball	14
Women's Cross Country/Track	18
Women's Rodeo	31
TOTAL	172



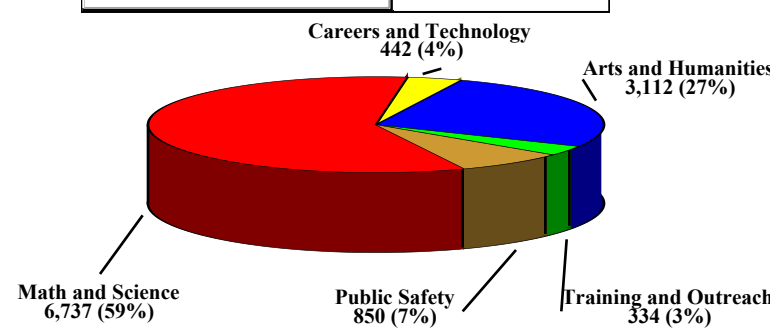
Financial Aid Recipients

FTYP DESC	FSRC DESC	COUNT
Grant	Federal	859
	State	207
Loan	Federal	248
	Private	2
	State	2
Scholarship	Institutional	110
	Private	278
	State	132
Workstudy	Federal	9
	Institutional	8
	Private	3
	State	28
TOTAL		1,886



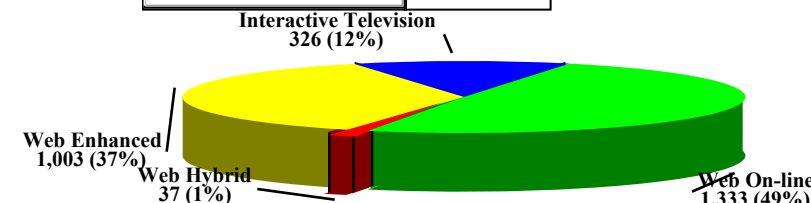
Division Headcount

DIVISION	HEADCOUNT
Arts and Humanities	3,112
Careers and Technology	442
Math and Science	6,737
Public Safety	850
Training and Outreach	334
TOTAL	11,475



Extended Learning

MTYP DESC	COUNT
Interactive Television	326
Web Enhanced	1,003
Web Hybrid	37
Web On-line	1,333
TOTAL	2,699



Remedial/Transitional Studies

TITLE	COUNT
Basic English Skills	24
Basic Mathematics	159
Basic Reading I	20
Developmental Reading	45
Elementary Algebra	193
English as 2nd Lang I	9
English as 2nd Lang I Lab	9
Reading Improvement	80
Review of English I	104
Review of English II	129
TOTAL	772

