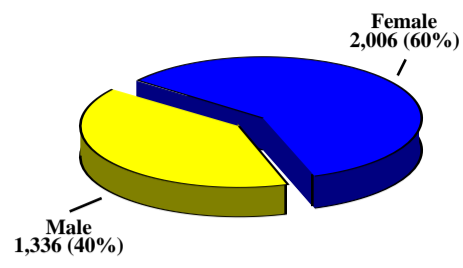


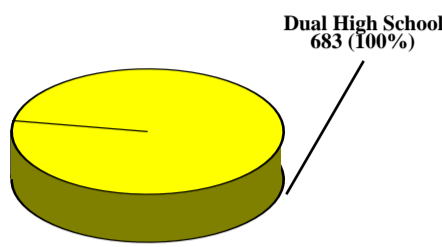


Enrollment by Gender and Dual Enrollment

GENDER	COUNT
Female	2,006
Male	1,336
<b>TOTAL</b>	<b>3,342</b>

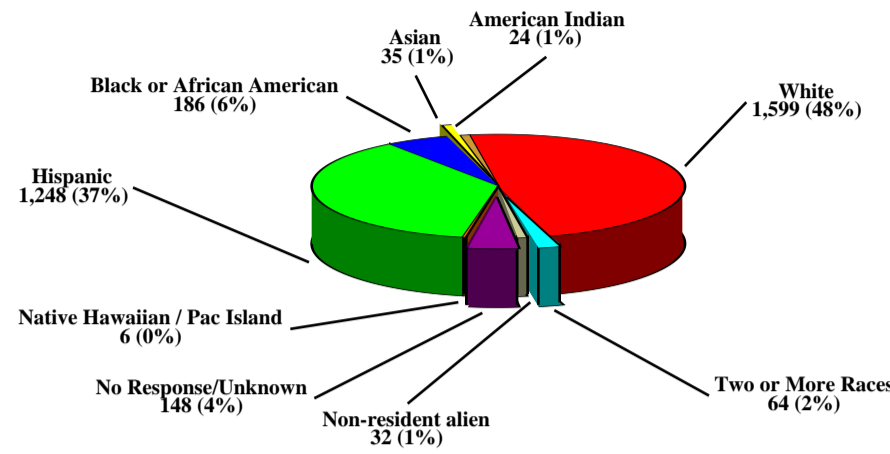


DUAL ENROLLMENT	COUNT	TOTAL CR HRS
Dual High School	683	4,502
<b>TOTAL</b>	<b>683</b>	<b>4,502</b>



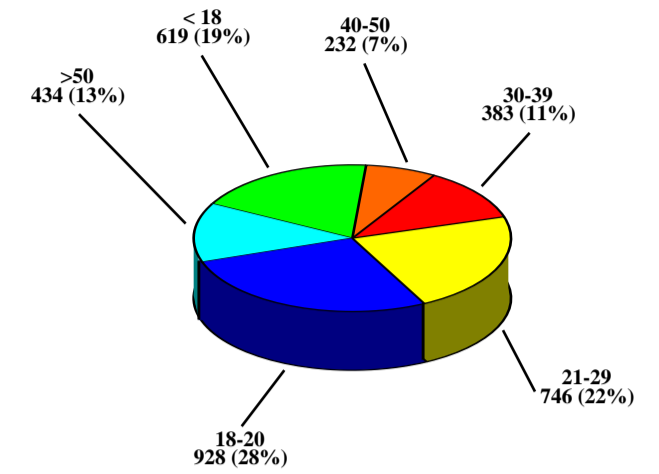
Enrollment by Ethnicity

ETHNICITY	COUNT
American Indian	24
Asian	35
Black or African American	186
Hispanic	1,248
Native Hawaiian / Pac Island	6
No Response/Unknown	148
Non-resident alien	32
Two or More Races	64
White	1,599
<b>TOTAL</b>	<b>3,342</b>



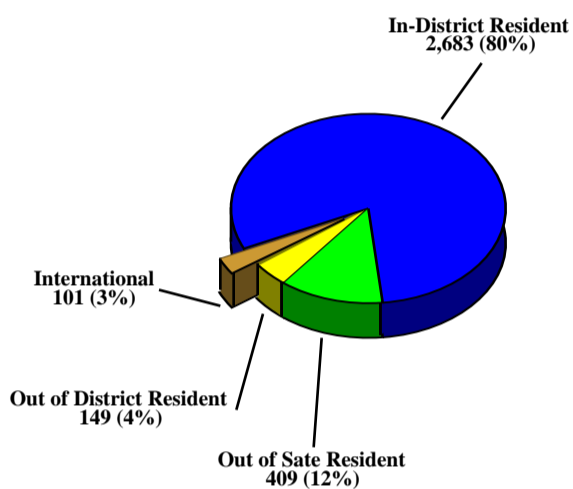
Enrollment by Age

AGE RANGE	COUNT
< 18	619
18-20	928
21-29	746
30-39	383
40-50	232
>50	434
<b>TOTAL</b>	<b>3,342</b>



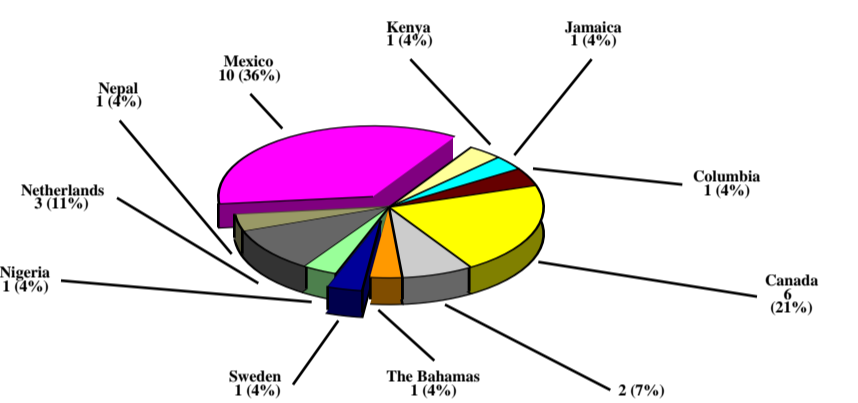
Enrollment by Residency

RESIDENCY	COUNT
In-District Resident	2,683
Out of District Resident	149
Out of State Resident	409
International	101
<b>TOTAL</b>	<b>3,342</b>



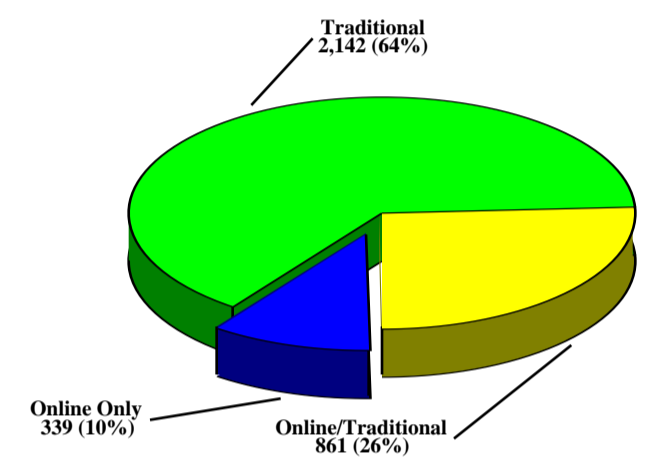
Enrollment by Nation

NATION	COUNT
Canada	6
Columbia	1
Jamaica	1
Kenya	1
Mexico	10
Nepal	1
Netherlands	3
Nigeria	1
Sweden	1
The Bahamas	1
United States of America	3,314
<b>TOTAL</b>	<b>3,342</b>



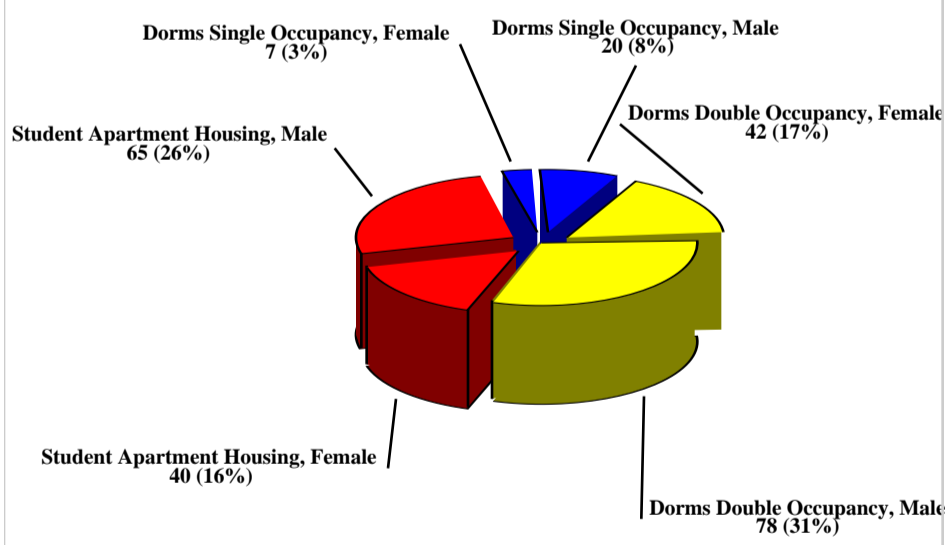
Enrollment by Meeting Type

MEETING TYPE	COUNT
Online Only	339
Online/Traditional	861
Traditional	2,142
<b>TOTAL</b>	<b>3,342</b>



Student Housing Population

DETAIL DESC	GENDER	COUNT
Dorms Double Occupancy	Male	78
	Female	42
	<b>Count Distinct</b>	<b>120</b>
Dorms Single Occupancy	Male	20
	Female	7
	<b>Count Distinct</b>	<b>27</b>
Student Apartment Housing	Male	65
	Female	40
	<b>Count Distinct</b>	<b>105</b>
<b>TOTAL</b>		<b>252</b>

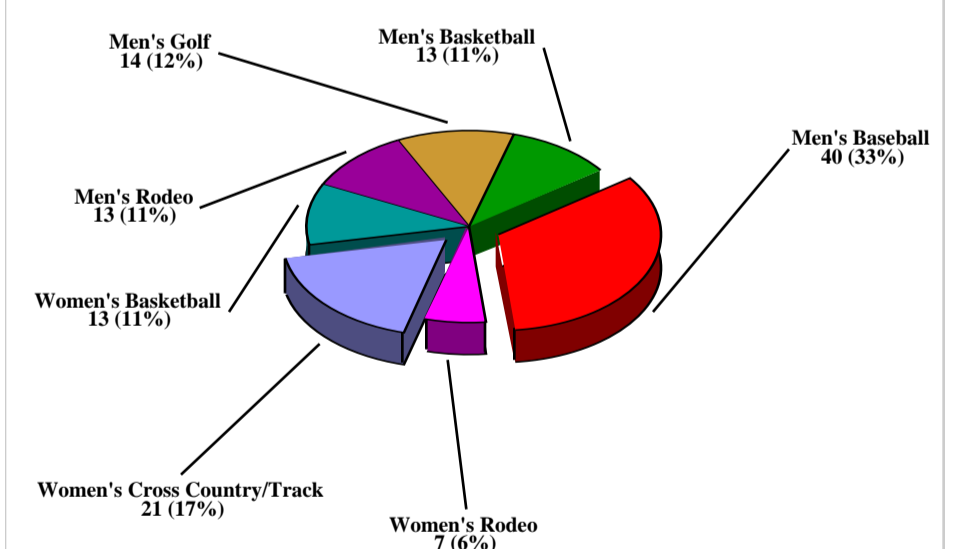


Tuition, Fees, & Housing Costs

DCAT CODE	DESCRIPTION	CREDIT HOURS	AMOUNT
FEE	Additional class schedule copies		1.00
	Dishonored check fee		25.00
	General Usage Fee	per credit hour	15.00
	Graduation Fee (grad semester only)		25.00
	Transcript Fee (first one free)		2.00
HOUSING	Apartment (Single Room)		1,700.00
	Apartment 7 Meals (optional)		475.00
	Application Fee (non-refundable)		25.00
	Double Occupancy/15 Meals		1,800.00
	Double Occupancy/19 Meals		1,875.00
TUITION	Single Occupancy/15 Meals		2,175.00
	Single Occupancy/19 Meals		2,250.00
	In-District Tuition	1 to 11 (per hour)	29.00
	In-District Tuition	12 or more hours	348.00
	Out-Of-District Tuition	1 to 11 (per hour)	47.00
	Out-Of-District Tuition	12 or more hours	564.00
Out-of-State Tuition	1 to 11 (per hour)	52.00	
Out-of-State Tuition	12 or more hours	624.00	

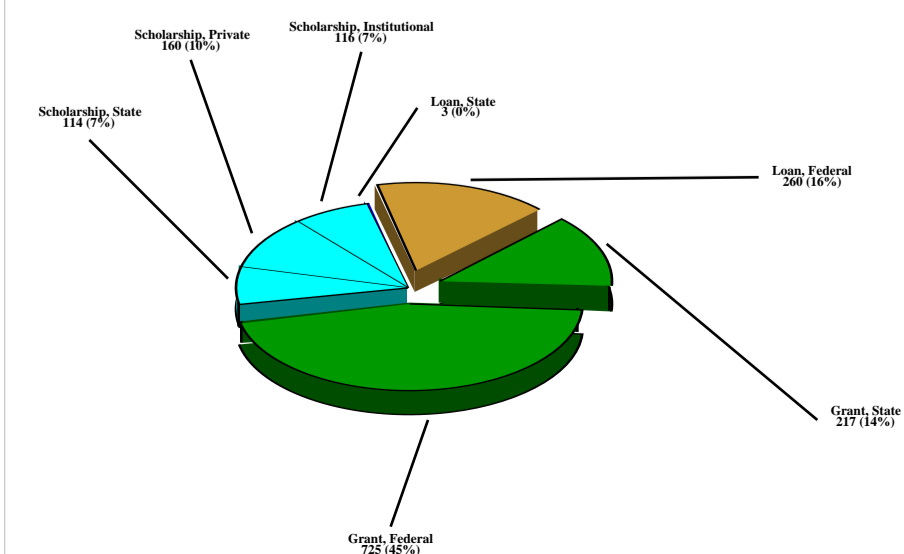
Athletics

SPORT	COUNT
Men's Baseball	40
Men's Basketball	13
Men's Golf	14
Men's Rodeo	13
Women's Basketball	13
Women's Cross Country/Track	21
Women's Rodeo	7
<b>TOTAL</b>	<b>121</b>



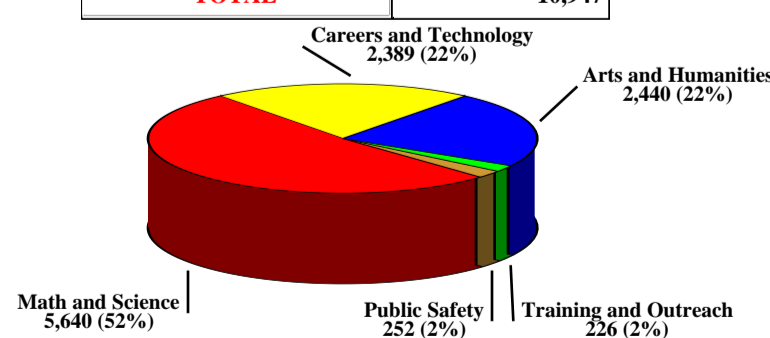
Financial Aid Recipients

FTYP DESC	FSRC DESC	COUNT
Grant	Federal	725
	State	217
Loan	Federal	260
	State	3
Scholarship	Institutional	116
	Private	160
	State	114
<b>TOTAL</b>		<b>1,595</b>



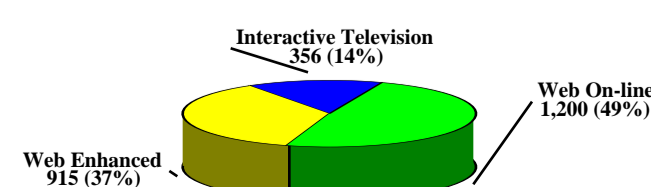
Division Headcount

DIVISION	HEADCOUNT
Arts and Humanities	2,440
Careers and Technology	2,389
Math and Science	5,640
Public Safety	252
Training and Outreach	226
<b>TOTAL</b>	<b>10,947</b>



Extended Learning

MTYP DESC	COUNT
Interactive Television	356
Web Enhanced	915
Web On-line	1,200
<b>TOTAL</b>	<b>2,471</b>



Remedial/Transitional Studies

TITLE	COUNT
Basic English Skills	17
Basic Mathematics	149
Basic Reading I	16
College Preparatory Reading	10
Developmental Reading	52
Elementary Algebra	238
English as 2nd Lang I	13
English as 2nd Lang I Lab	13
Reading Improvement	46
Review of English I	112
Review of English II	139
<b>TOTAL</b>	<b>805</b>

