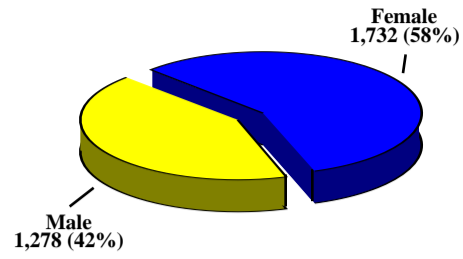


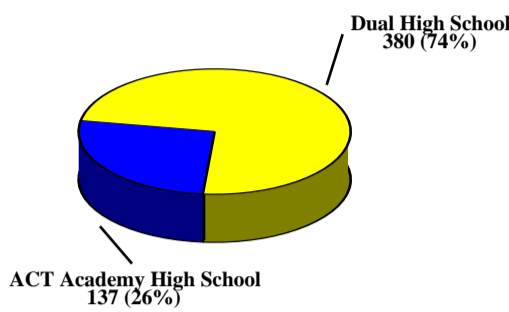


**Enrollment by Gender and Dual Enrollment**

GENDER	COUNT
Female	1,730
Male	1,278
<b>TOTAL</b>	<b>3,008</b>

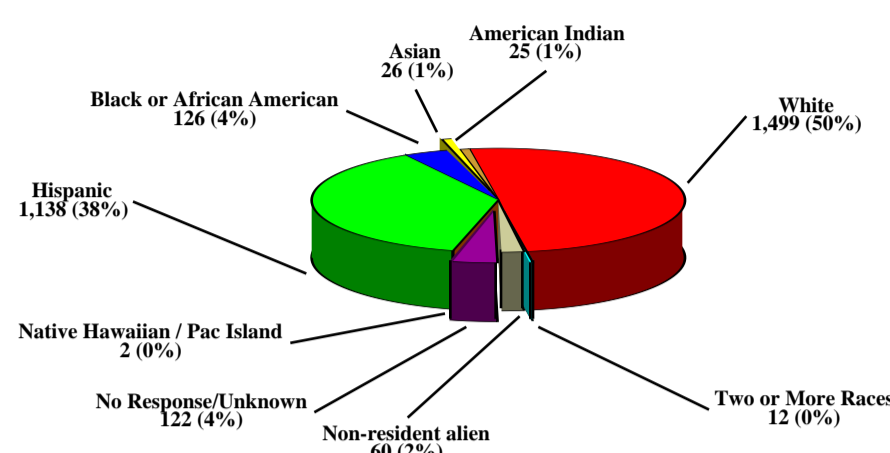


DUAL ENROLLMENT	COUNT	TOTAL CR HRS
ACT Academy High School	137	1,024
Dual High School	380	1,870
<b>TOTAL</b>	<b>517</b>	<b>2,894</b>



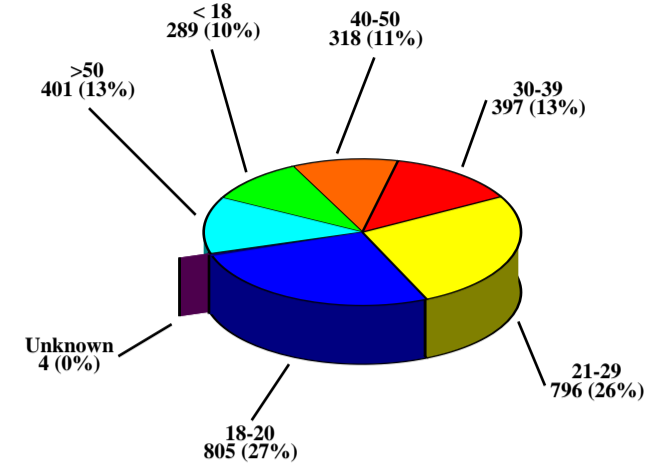
**Enrollment by Ethnicity**

ETHNICITY	COUNT
American Indian	25
Asian	26
Black or African American	126
Hispanic	1,137
Native Hawaiian / Pac Island	2
No Response/Unknown	122
Non-resident alien	60
Two or More Races	12
White	1,498
<b>TOTAL</b>	<b>3,008</b>



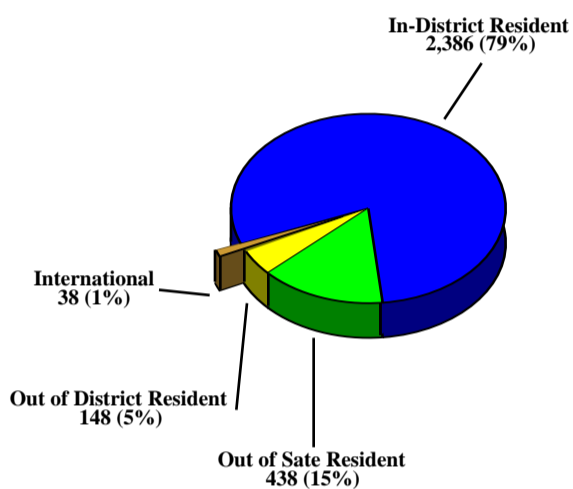
**Enrollment by Age**

AGE RANGE	COUNT
< 18	289
18-20	803
21-29	796
30-39	397
40-50	318
>50	401
Unknown	4
<b>TOTAL</b>	<b>3,008</b>



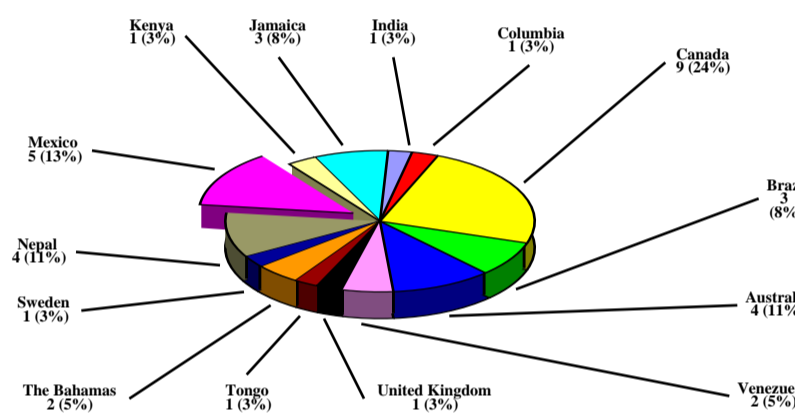
**Enrollment by Residency**

RESIDENCY	COUNT
In-District Resident	2,386
Out of District Resident	146
Out of State Resident	438
International	38
<b>TOTAL</b>	<b>3,008</b>



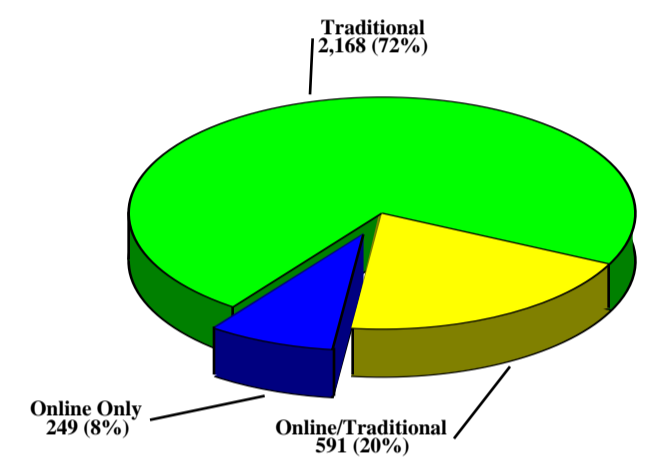
**Enrollment by Nation**

NATION	COUNT
Australia	4
Brazil	3
Canada	9
Columbia	1
India	1
Jamaica	3
Kenya	1
Mexico	5
Nepal	4
Sweden	1
The Bahamas	2
Togo	1
United Kingdom	1
United States of America	2,970
Venezuela	2
<b>TOTAL</b>	<b>3,008</b>



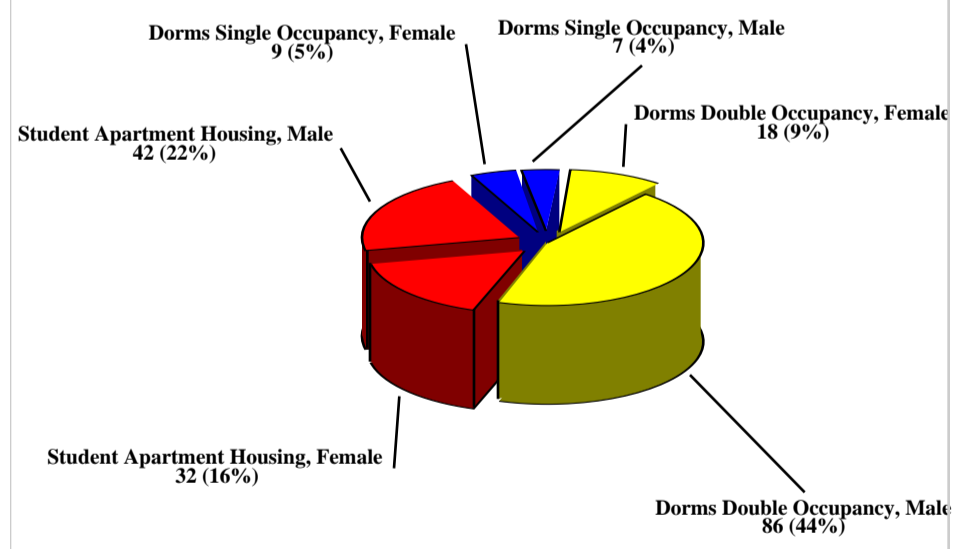
**Enrollment by Meeting Type**

MEETING TYPE	COUNT
Online Only	249
Online/Traditional	591
Traditional	2,168
<b>TOTAL</b>	<b>3,008</b>



**Student Housing Population**

DETAIL DESC	GENDER	COUNT
Dorms Double Occupancy	Male	86
	Female	18
	<b>Count Distinct</b>	<b>104</b>
Dorms Single Occupancy	Male	7
	Female	9
	<b>Count Distinct</b>	<b>16</b>
Student Apartment Housing	Male	42
	Female	32
	<b>Count Distinct</b>	<b>74</b>
<b>TOTAL</b>		<b>194</b>

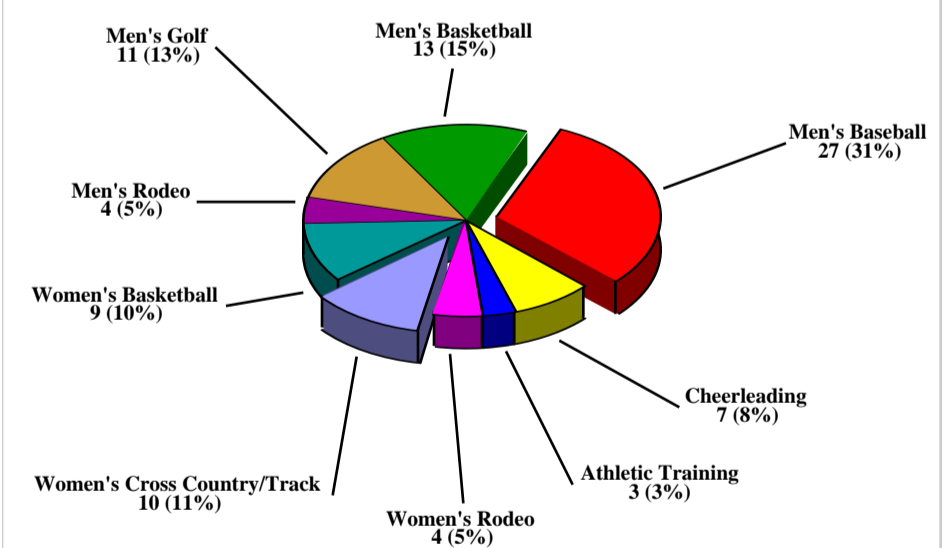


**Tuition, Fees, & Housing Costs**

DCAT CODE	DESCRIPTION	CREDIT HOURS	AMOUNT
FEE	Additional class schedule copies		1.00
	Dishonored check fee		25.00
	General Usage Fee	per credit hour	15.00
	Graduation Fee (grad semester only)		25.00
	Transcript Fee (first one free)		2.00
HOUSING	Apartment (Single Room)		1,700.00
	Apartment 7 Meals (optional)		475.00
	Application Fee (non-refundable)		25.00
	Double Occupancy/15 Meals		1,800.00
	Double Occupancy/19 Meals		1,875.00
TUITION	Single Occupancy/15 Meals		2,175.00
	Single Occupancy/19 Meals		2,250.00
	In-District Tuition	1 to 11 (per hour)	28.00
		12 or more hours	336.00
	Out-Of-District Tuition	1 to 11 (per hour)	46.00
	12 or more hours	552.00	
	Out-of-State Tuition	1 to 11 (per hour)	51.00
		12 or more hours	612.00

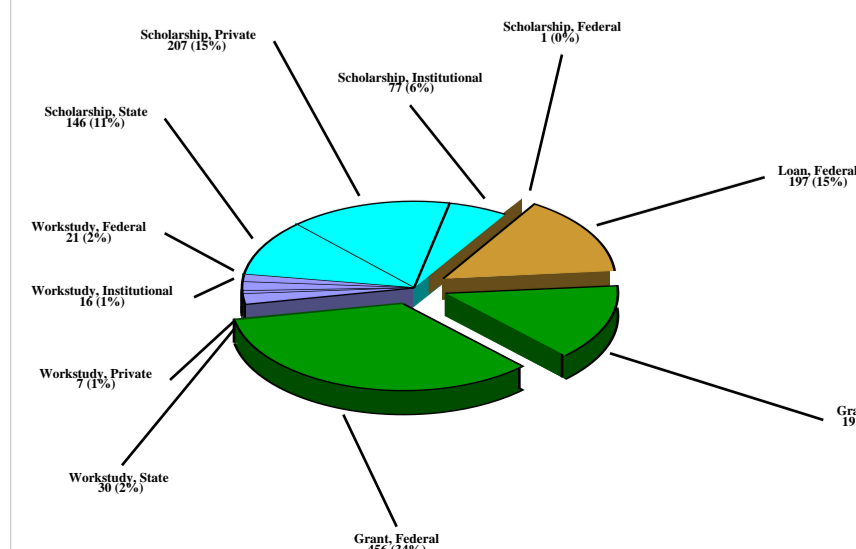
**Athletics**

SPORT	COUNT
Athletic Training	3
Cheerleading	7
Men's Baseball	27
Men's Basketball	13
Men's Golf	11
Men's Rodeo	4
Women's Basketball	9
Women's Cross Country/Track	10
Women's Rodeo	4
<b>TOTAL</b>	<b>88</b>



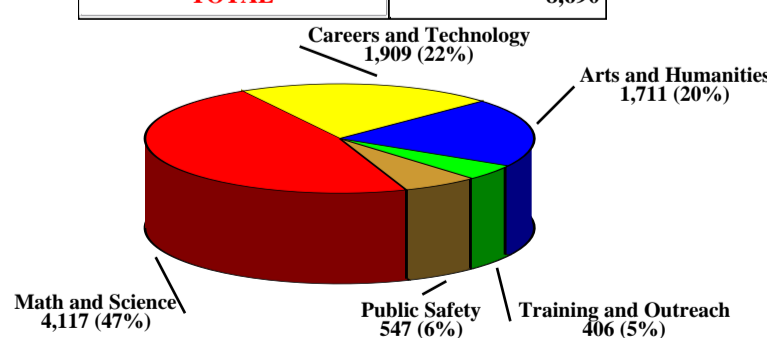
**Financial Aid Recipients**

FTYP DESC	FSRC DESC	COUNT
Grant	Federal	456
	State	191
Loan	Federal	197
	State	1
Scholarship	Federal	1
	Institutional	77
	Private	207
	State	146
Workstudy	Federal	21
	Institutional	16
	Private	7
	State	30
<b>TOTAL</b>		<b>1,349</b>



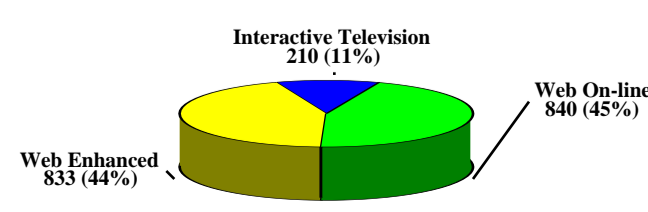
**Division Headcount**

DIVISION	HEADCOUNT
Arts and Humanities	1,711
Careers and Technology	1,909
Math and Science	4,117
Public Safety	547
Training and Outreach	406
<b>TOTAL</b>	<b>8,690</b>



**Extended Learning**

MTYP DESC	COUNT
Interactive Television	210
Web Enhanced	833
Web On-line	840
<b>TOTAL</b>	<b>1,883</b>



**Remedial/Transitional Studies**

TITLE	COUNT
Basic English Skills	2
Basic Mathematics	54
Basic Reading II	2
College Preparatory Reading	10
Developmental Reading	19
Elementary Algebra	116
English As 2nd Language 2 Lab	10
English As a Second Language 2	10
ESL Basic Reading II	9
Reading Improvement	17
Review of English I	30
Review of English II	53
<b>TOTAL</b>	<b>332</b>

