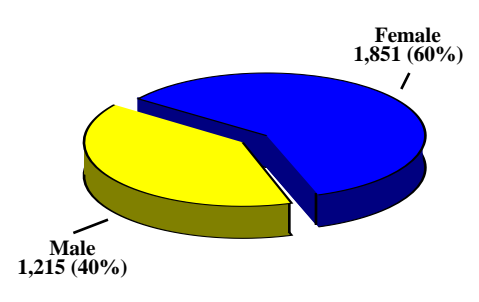


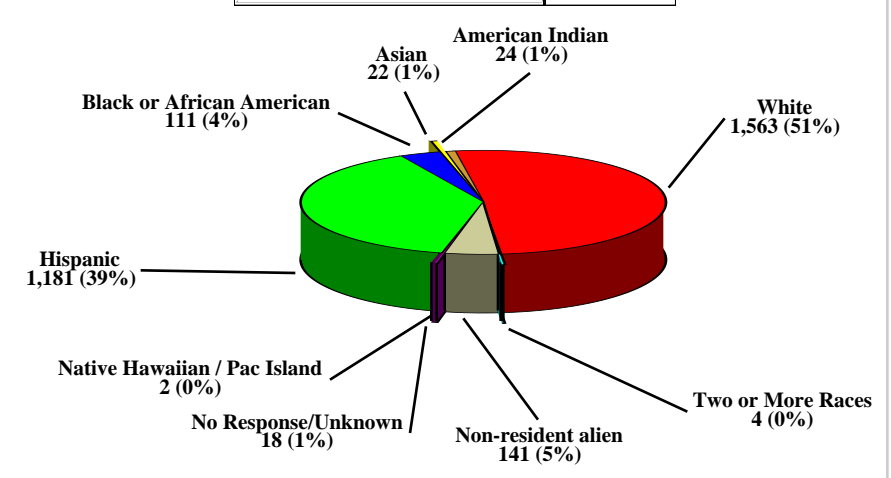
Enrollment by Gender

GENDER	COUNT
Female	1,851
Male	1,215
TOTAL	3,066



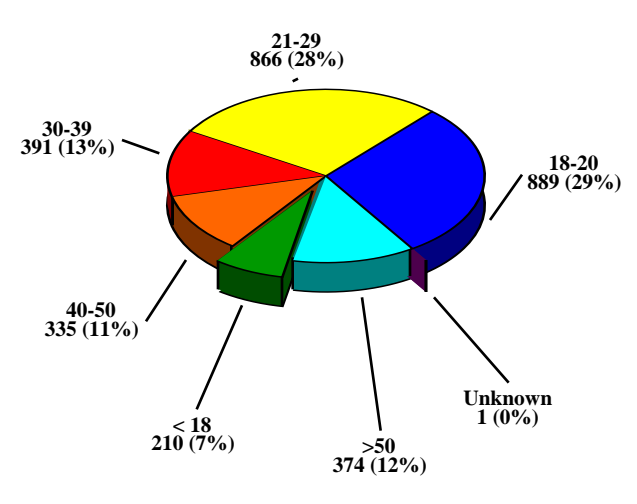
Enrollment by Ethnicity

ETHNICITY	COUNT
American Indian	24
Asian	22
Black or African American	111
Hispanic	1,181
Native Hawaiian / Pac Island	2
No Response/Unknown	18
Non-resident alien	141
Two or More Races	4
White	1,563
TOTAL	3,066



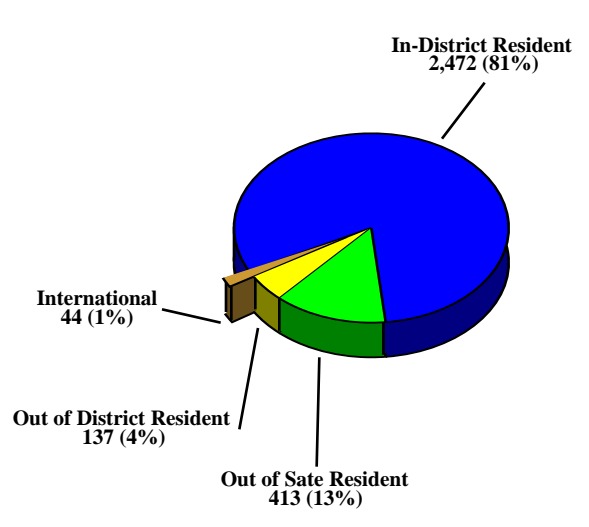
Enrollment by Age

AGE RANGE	COUNT
< 18	210
18-20	889
21-29	866
30-39	391
40-50	335
>50	374
Unknown	1
TOTAL	3,066



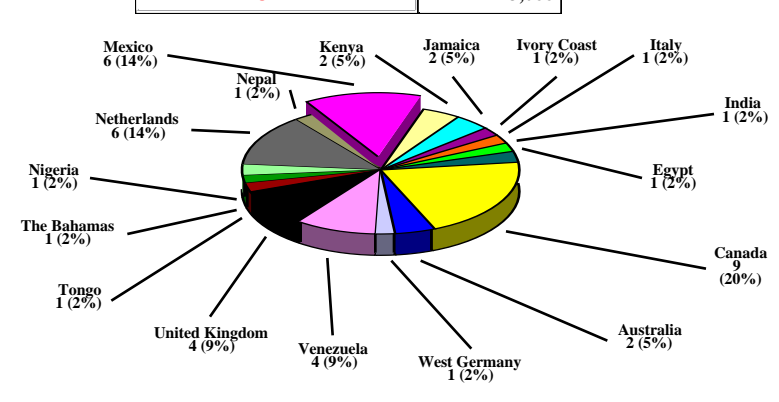
Enrollment by Residency

RESIDENCY	COUNT
In-District Resident	2,472
Out of District Resident	137
Out of State Resident	413
International	44
TOTAL	3,066



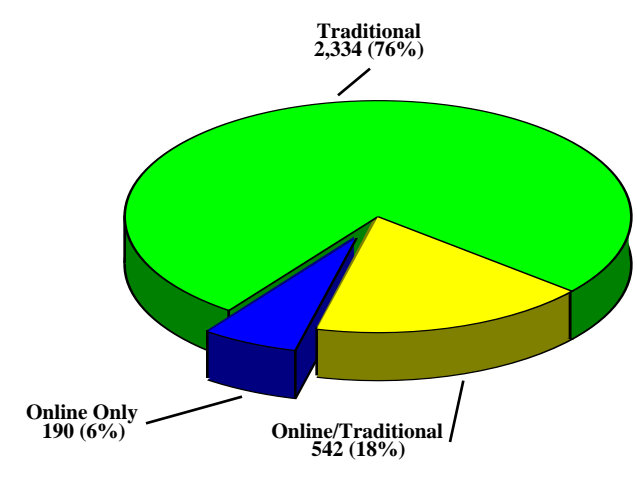
Enrollment by Nation

NATION	COUNT
Australia	2
Canada	9
Egypt	1
India	1
Italy	1
Ivory Coast	1
Jamaica	2
Kenya	2
Mexico	6
Nepal	1
Netherlands	6
Nigeria	1
The Bahamas	1
Togo	1
United Kingdom	4
United States of America	3,022
Venezuela	4
West Germany	1
TOTAL	3,066



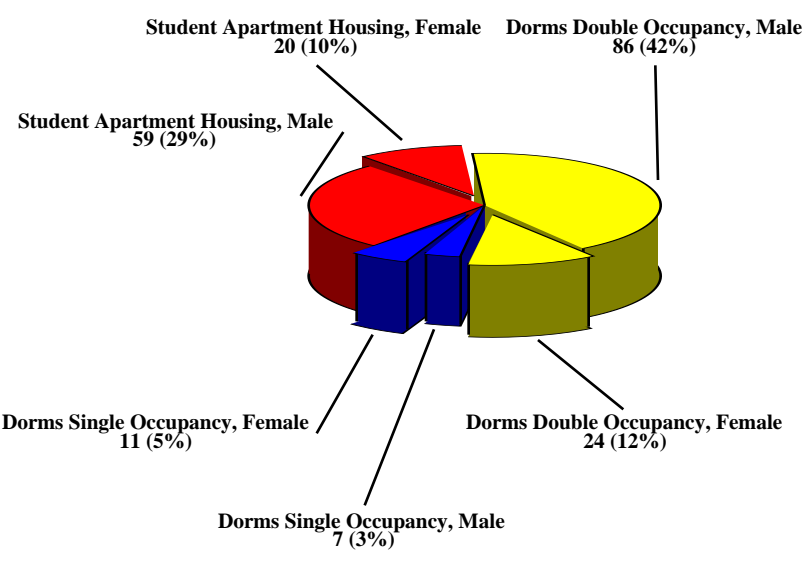
Enrollment by Meeting Type

MEETING TYPE	COUNT
Online Only	190
Online/Traditional	542
Traditional	2,334
TOTAL	3,066



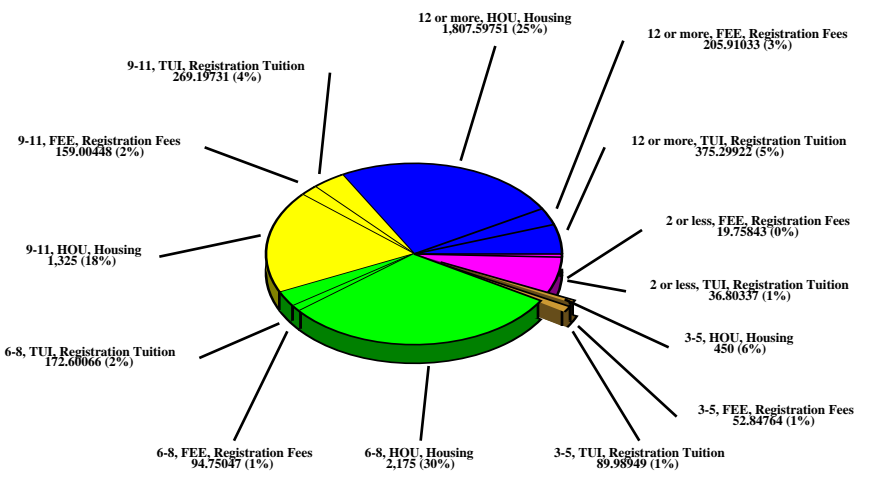
Student Housing Population

DETAIL DESC	GENDER	COUNT
Dorms Single Occupancy	Male	7
	Female	11
Dorms Double Occupancy	Male	86
	Female	24
Student Apartment Housing	Male	59
	Female	20
TOTAL		207



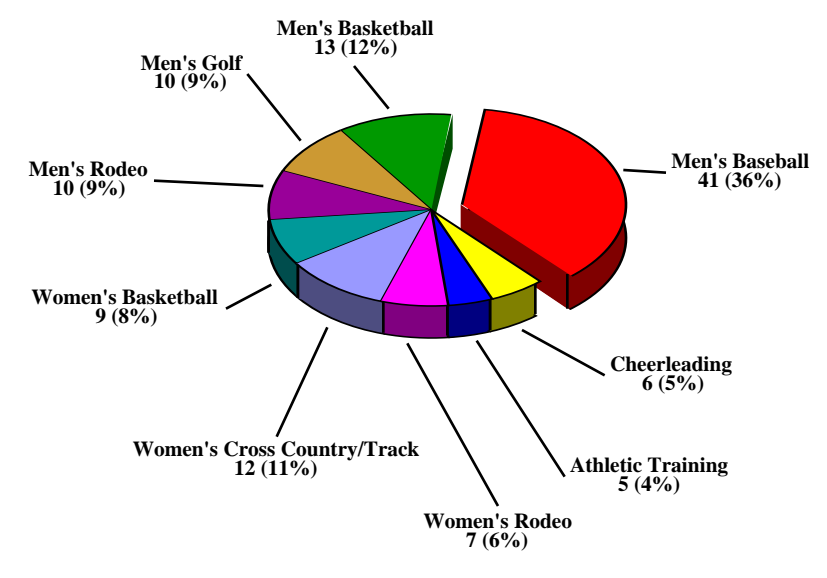
Tuition, Fees, & Housing Costs

CR HRS	DCAT	DCAT DESC	AVG COST
12 or more	TUI	Registration Tuition	\$375.30
	FEE	Registration Fees	\$205.91
	HOU	Housing & Meals	\$1,807.60
9-11	TUI	Registration Tuition	\$269.20
	FEE	Registration Fees	\$159.00
6-8	HOU	Housing & Meals	\$1,325.00
	TUI	Registration Tuition	\$172.60
3-5	FEE	Registration Fees	\$94.75
	HOU	Housing & Meals	\$2,175.00
2 or less	TUI	Registration Tuition	\$89.99
	FEE	Registration Fees	\$52.85
	TUI	Registration Tuition	\$36.80
	FEE	Registration Fees	\$19.76



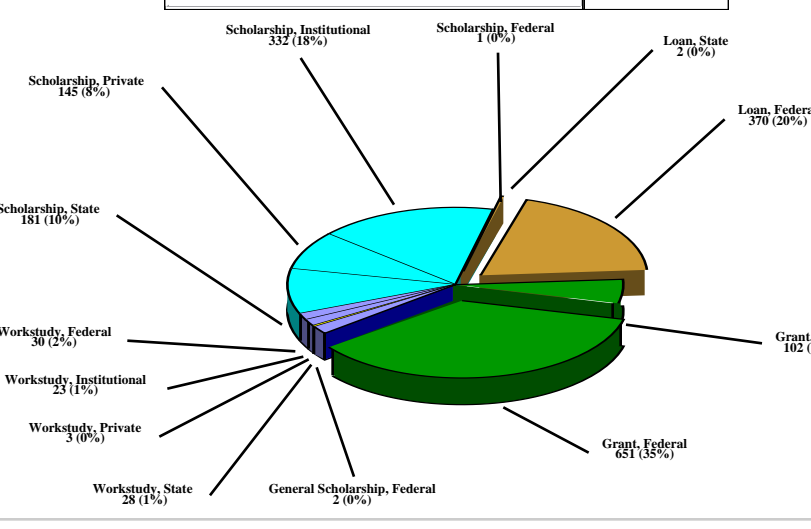
Athletics

SPORT	COUNT
Athletic Training	5
Cheerleading	6
Men's Baseball	41
Men's Basketball	13
Men's Golf	10
Men's Rodeo	10
Women's Basketball	9
Women's Cross Country/Track	12
Women's Rodeo	7
TOTAL	113



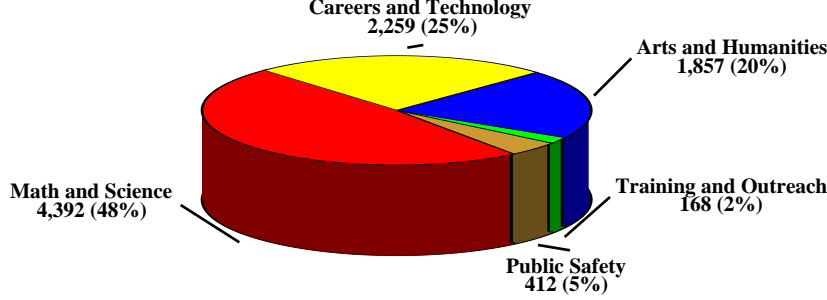
Financial Aid Recipients

FTYP DESC	FSRC DESC	COUNT
General Scholarship	Federal	2
	State	102
Grant	Federal	241
	State	2
Loan	Federal	1
	Institutional	82
Scholarship	Private	124
	State	137
	Federal	30
Workstudy	Institutional	23
	Private	3
	State	28
TOTAL		1,349



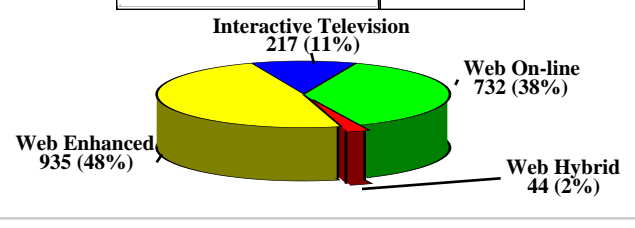
Division Headcount

DIVISION	HEADCOUNT
Arts and Humanities	1,857
Careers and Technology	2,259
Math and Science	4,392
Public Safety	412
Training and Outreach	168
TOTAL	9,088



Extended Learning

MTYP DESC	COUNT
Interactive Television	217
Web Enhanced	935
Web Hybrid	44
Web On-line	732
TOTAL	1,928



Remedial/Transitional Studies

TITLE	COUNT
Basic Mathematics	71
Basic Reading	8
College Preparatory Reading	4
Developmental Reading	13
Elementary Algebra	135
English as a Second Lang II	11
ESL II	12
Reading Improvement	14
Review of English I	36
Review of English II	55
TOTAL	359

