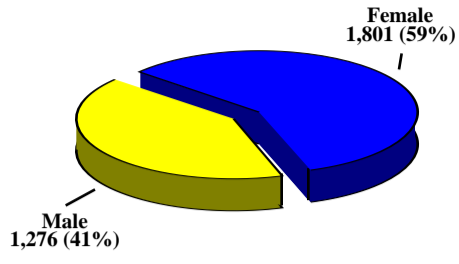
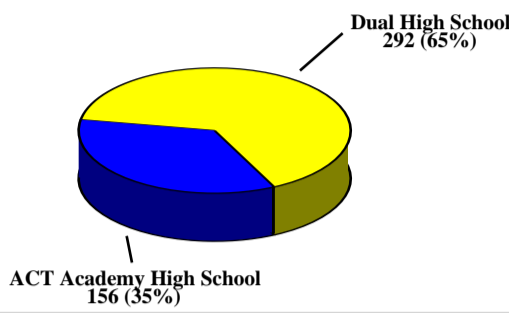


Enrollment by Gender and Dual Enrollment

GENDER	COUNT
Female	1,801
Male	1,276
<b>TOTAL</b>	<b>3,077</b>

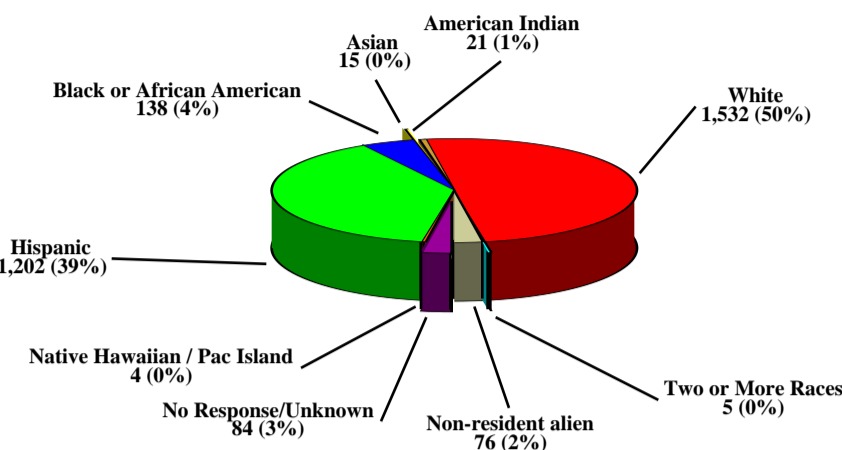


DUAL ENROLLMENT	COUNT	TOTAL CR HRS
ACT Academy High School	156	1,118
Dual High School	292	1,661
<b>TOTAL</b>	<b>448</b>	<b>2,779</b>



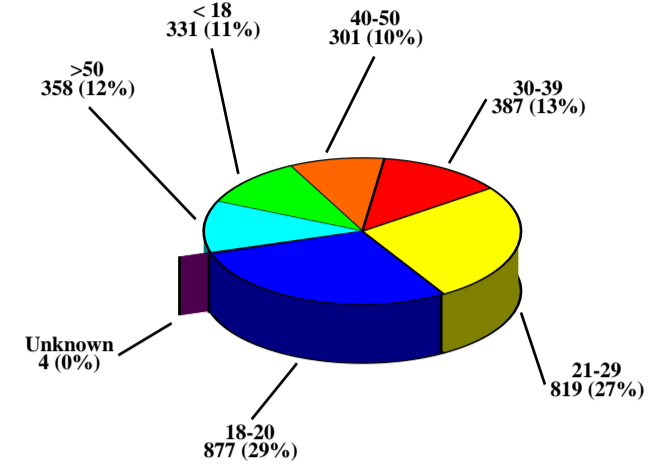
Enrollment by Ethnicity

ETHNICITY	COUNT
American Indian	21
Asian	15
Black or African American	138
Hispanic	1,202
Native Hawaiian / Pac Island	4
No Response/Unknown	84
Non-resident alien	76
Two or More Races	5
White	1,532
<b>TOTAL</b>	<b>3,077</b>



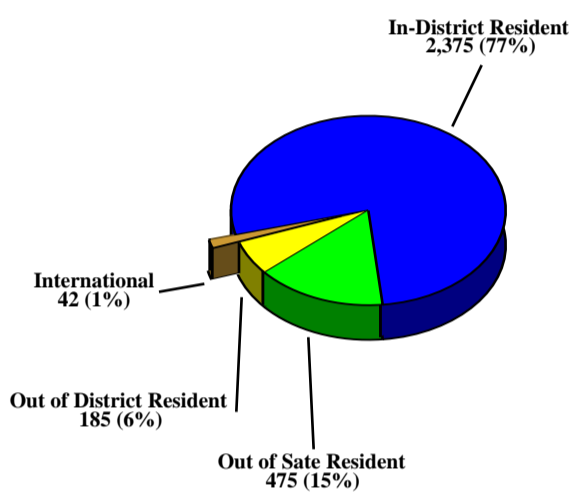
Enrollment by Age

AGE RANGE	COUNT
< 18	331
18-20	877
21-29	819
30-39	387
40-50	301
>50	358
Unknown	4
<b>TOTAL</b>	<b>3,077</b>



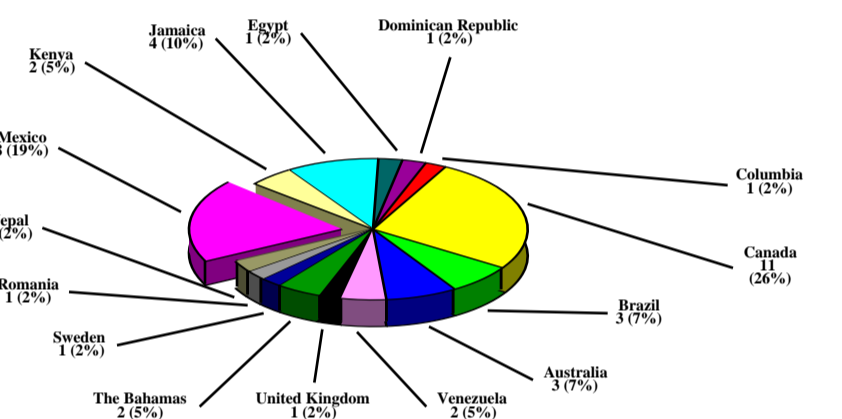
Enrollment by Residency

RESIDENCY	COUNT
In-District Resident	2,375
Out of District Resident	185
Out of State Resident	475
International	42
<b>TOTAL</b>	<b>3,077</b>



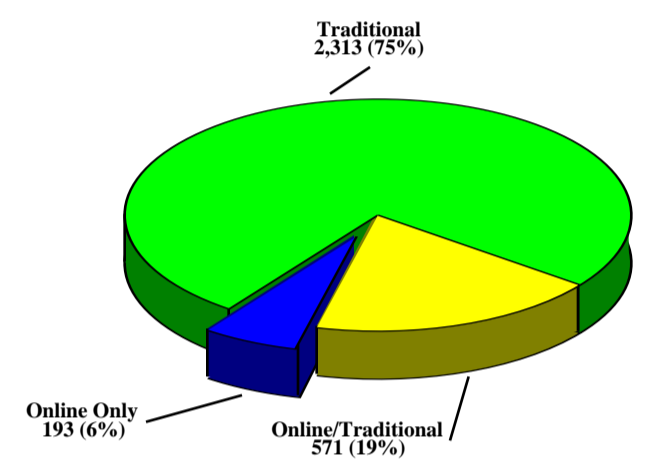
Enrollment by Nation

NATION	COUNT
Australia	3
Brazil	3
Canada	11
Columbia	1
Dominican Republic	1
Egypt	1
Jamaica	4
Kenya	2
Mexico	8
Nepal	1
Romania	1
Sweden	1
The Bahamas	2
United Kingdom	1
United States of America	3,035
Venezuela	2
<b>TOTAL</b>	<b>3,077</b>



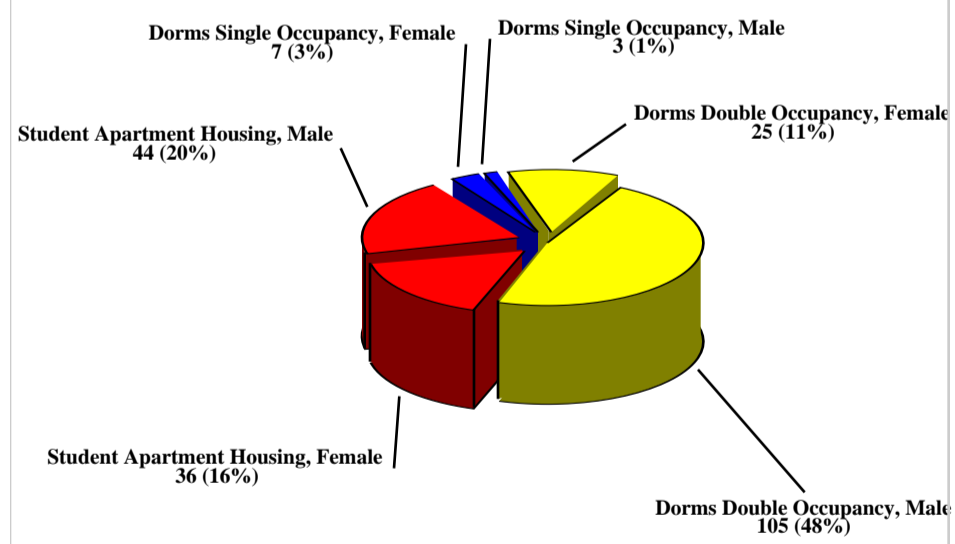
Enrollment by Meeting Type

MEETING TYPE	COUNT
Online Only	193
Online/Traditional	571
Traditional	2,313
<b>TOTAL</b>	<b>3,077</b>



Student Housing Population

DETAIL DESC	GENDER	COUNT
Dorms Double Occupancy	Male	105
	Female	25
	<b>Count Distinct</b>	<b>130</b>
Dorms Single Occupancy	Male	3
	Female	7
	<b>Count Distinct</b>	<b>10</b>
Student Apartment Housing	Male	44
	Female	36
	<b>Count Distinct</b>	<b>80</b>
<b>TOTAL</b>		<b>220</b>

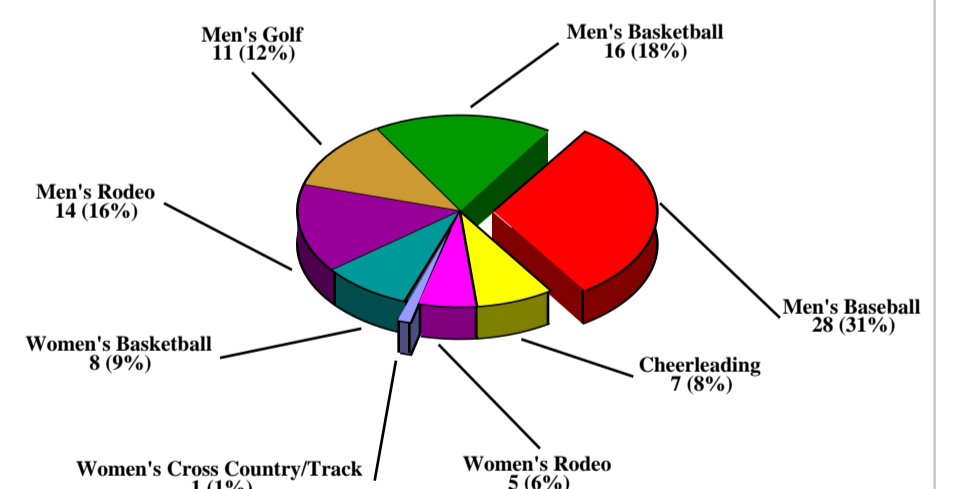


Tuition, Fees, & Housing Costs

DCAT CODE	DESCRIPTION	CREDIT HOURS	AMOUNT
FEE	Additional class schedule copies		1.00
	Dishonored check fee		25.00
	General Usage Fee	per credit hour	15.00
	Graduation Fee (grad semester only)		25.00
HOUSING	Transcript Fee (first one free)		2.00
	Apartment (Single Room)		1,700.00
	Apartment 7 Meals (optional)		475.00
	Application Fee (non-refundable)		25.00
	Double Occupancy/15 Meals		1,800.00
	Double Occupancy/19 Meals		1,875.00
TUITION	Single Occupancy/15 Meals		2,175.00
	Single Occupancy/19 Meals		2,250.00
	In-District Tuition	1 to 11 (per hour)	28.00
		12 or more hours	336.00
	Out-Of-District Tuition	1 to 11 (per hour)	46.00
		12 or more hours	552.00
Out-of-State Tuition	1 to 11 (per hour)	51.00	
	12 or more hours	612.00	

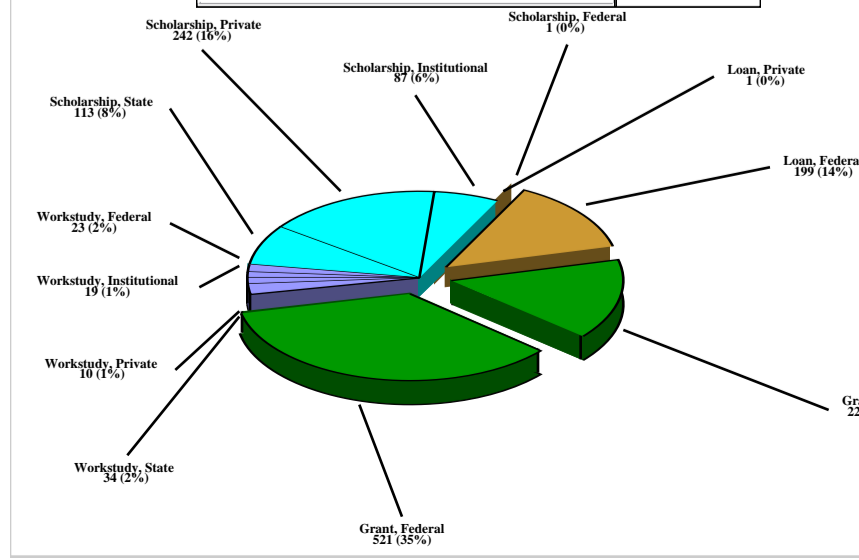
Athletics

SPORT	COUNT
Cheerleading	7
Men's Baseball	28
Men's Basketball	16
Men's Golf	11
Men's Rodeo	14
Women's Basketball	8
Women's Cross Country/Track	1
Women's Rodeo	5
<b>TOTAL</b>	<b>90</b>



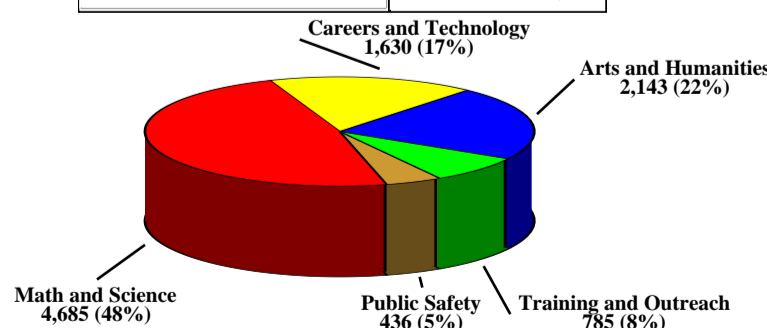
Financial Aid Recipients

FTYP DESC	FSRC DESC	COUNT
Grant	Federal	521
	State	224
Loan	Federal	199
	Private	1
Scholarship	Federal	1
	Institutional	87
	Private	242
Workstudy	State	113
	Federal	23
	Institutional	19
Private	Private	10
	State	34
<b>TOTAL</b>		<b>1,474</b>



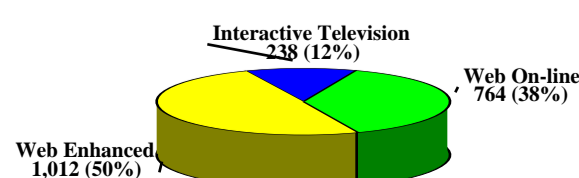
Division Headcount

DIVISION	HEADCOUNT
Arts and Humanities	2,143
Careers and Technology	1,630
Math and Science	4,685
Public Safety	436
Training and Outreach	785
<b>TOTAL</b>	<b>9,679</b>



Extended Learning

MTYP DESC	COUNT
Interactive Television	238
Web Enhanced	1,012
Web On-line	764
<b>TOTAL</b>	<b>2,014</b>



Remedial/Transitional Studies

TITLE	COUNT
Basic English Skills	9
Basic Mathematics	87
Basic Reading I	25
College Preparatory Reading	9
Developmental Reading	27
Elementary Algebra	172
English as a Second Language I Lab	13
English as a Second Language I	13
Reading Improvement	40
Review of English I	61
Review of English II	91
<b>TOTAL</b>	<b>547</b>

