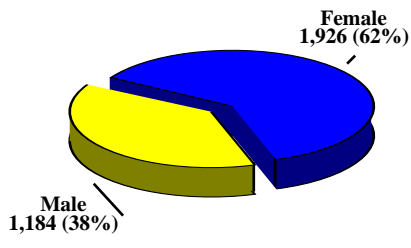




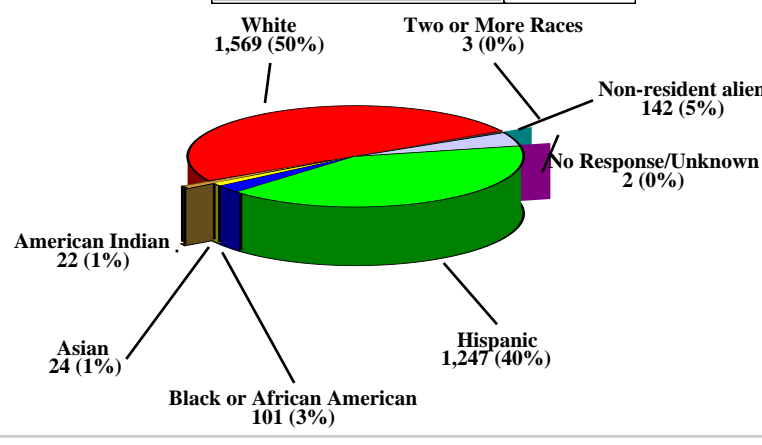
Enrollment by Gender

GENDER	COUNT
Female	1,926
Male	1,184
TOTAL	3,110



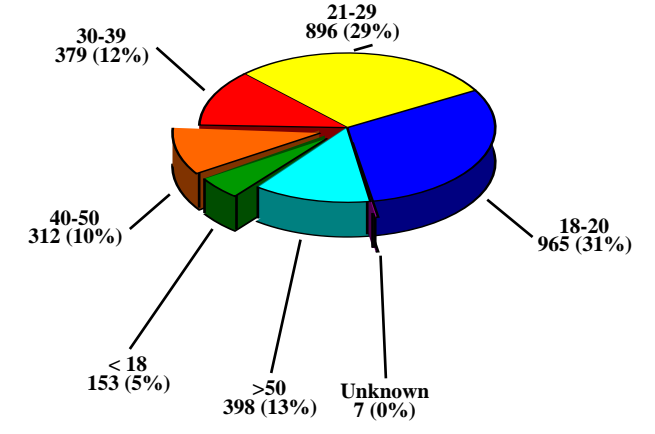
Enrollment by Ethnicity

ETHNICITY	COUNT
American Indian	22
Asian	24
Black or African American	101
Hispanic	1,247
No Response/Unknown	2
Non-resident alien	142
Two or More Races	3
White	1,569
TOTAL	3,110



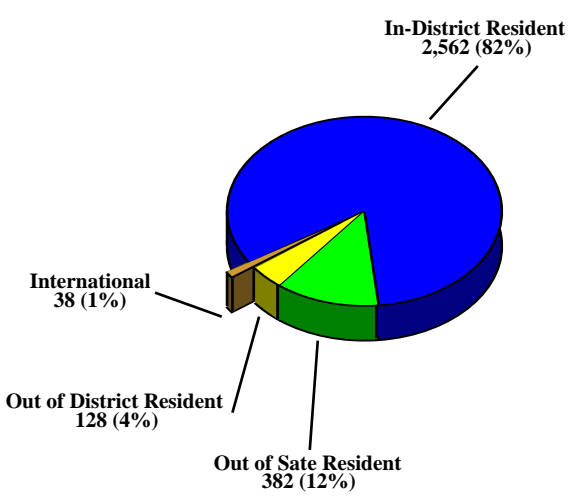
Enrollment by Age

AGE RANGE	COUNT
< 18	153
18-20	965
21-29	896
30-39	379
40-50	312
>50	398
Unknown	7
TOTAL	3,110



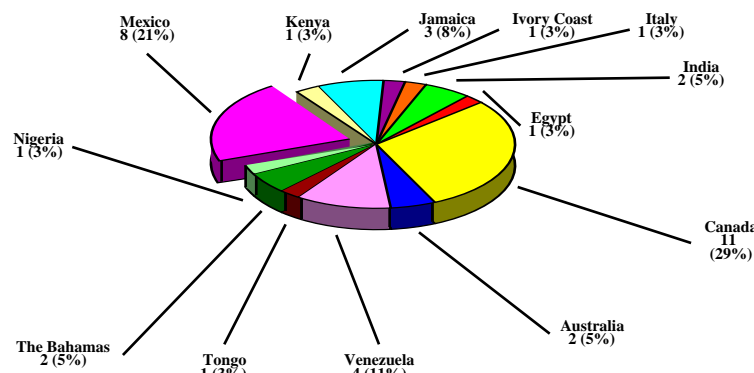
Enrollment by Residency

RESIDENCY	COUNT
In-District Resident	2,562
Out of District Resident	128
Out of State Resident	382
International	38
TOTAL	3,110



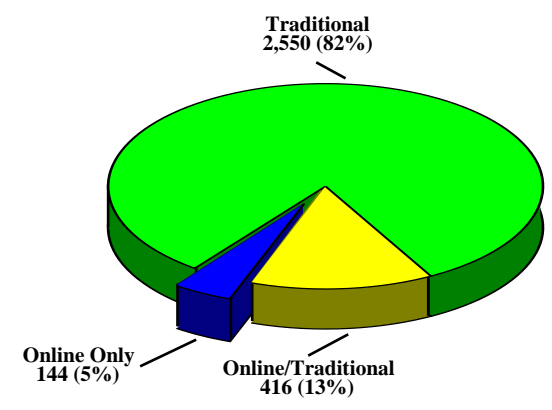
Enrollment by Nation

NATION	COUNT
Australia	2
Canada	11
Egypt	1
India	2
Italy	1
Ivory Coast	1
Jamaica	3
Kenya	1
Mexico	8
Nigeria	1
The Bahamas	2
Tongo	1
United States of America	3,072
Venezuela	4
TOTAL	3,110



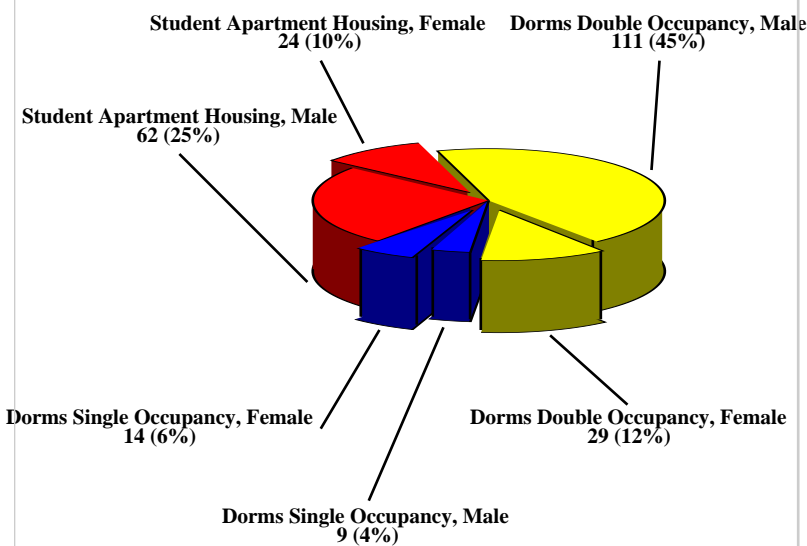
Enrollment by Meeting Type

MEETING TYPE	COUNT
Online Only	144
Online/Traditional	416
Traditional	2,550
TOTAL	3,110



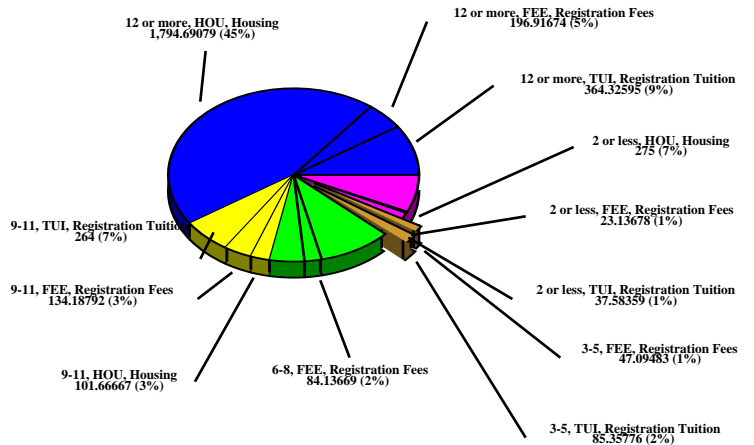
Student Housing Population

DETAIL DESC	GENDER	COUNT
Dorms Single Occupancy	Male	9
	Female	14
	Count Distinct	23
Dorms Double Occupancy	Male	111
	Female	29
	Count Distinct	140
Student Apartment Housing	Male	62
	Female	24
	Count Distinct	86
TOTAL		249



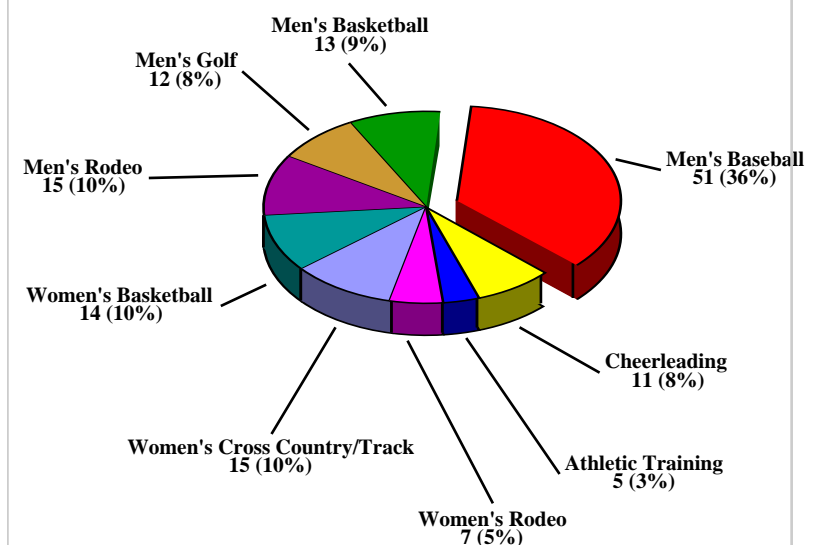
Tuition, Fees, & Housing Costs

CR HRS	DCAT	DCAT DESC	AVG COST
12 or more	TUI	Registration Tuition	\$364.33
	FEE	Registration Fees	\$196.92
	HOU	Housing & Meals	\$1,794.69
9-11	TUI	Registration Tuition	\$264.00
	FEE	Registration Fees	\$134.19
	HOU	Housing & Meals	\$101.67
6-8	TUI	Registration Tuition	\$170.21
	FEE	Registration Fees	\$84.14
	HOU	Housing & Meals	\$379.00
3-5	TUI	Registration Tuition	\$85.36
	FEE	Registration Fees	\$47.09
	HOU	Housing & Meals	\$37.58
2 or less	TUI	Registration Tuition	\$37.58
	FEE	Registration Fees	\$23.14
	HOU	Housing & Meals	\$275.00



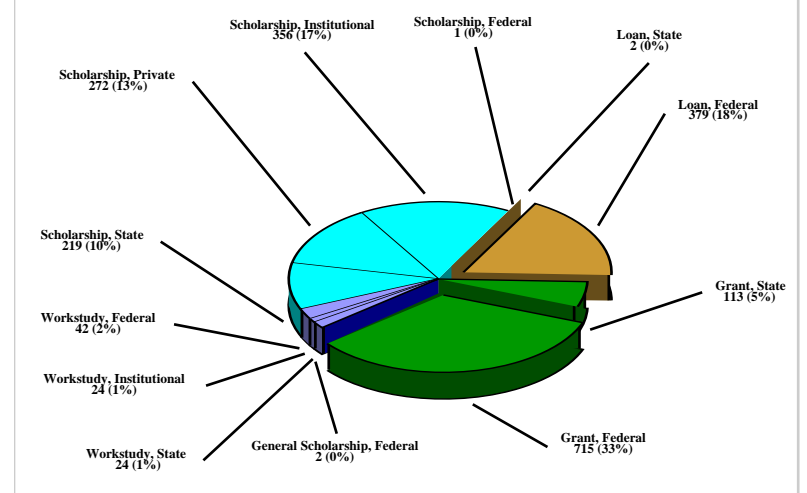
Athletics

SPORT	COUNT
Athletic Training	5
Cheerleading	11
Men's Baseball	51
Men's Basketball	13
Men's Golf	12
Men's Rodeo	15
Women's Basketball	14
Women's Cross Country/Track	15
Women's Rodeo	7
TOTAL	143



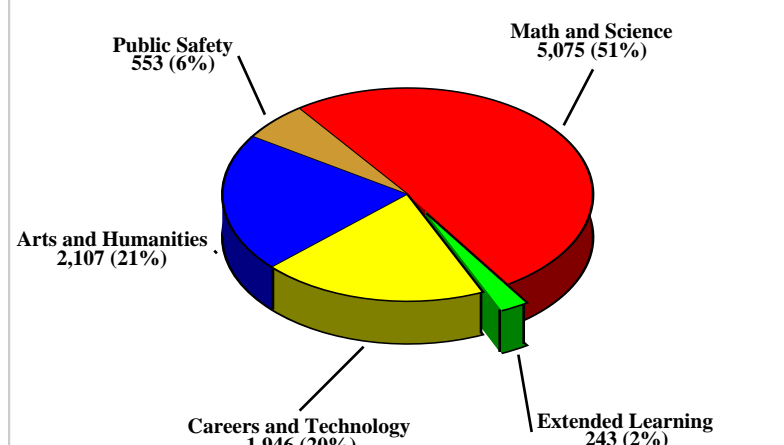
Financial Aid Recipients

FTYP DESC	FSRC DESC	COUNT
General Scholarship	Federal	2
Grant	Federal	658
	State	113
Loan	Federal	258
	State	2
Scholarship	Federal	1
	Institutional	89
	Private	219
Workstudy	State	188
	Federal	42
	Institutional	24
	State	23
TOTAL		1,619



Division Headcount

DIVISION	HEADCOUNT
Arts and Humanities	2,107
Careers and Technology	1,946
Extended Learning	243
Math and Science	5,075
Public Safety	553
TOTAL	9,924



Remedial/Transitional Studies

TITLE	COUNT
Basic Mathematics	127
Basic Reading	20
College Preparatory Reading	15
Developmental Reading	30
Elementary Algebra	176
English as a Second Language	16
English as a Second Language I	16
Mathematics for Allied Health	6
Nursing Calculations	29
Reading Improvement	32
Review of English I	72
Review of English II	123
TOTAL	662

